

Republika e Kosovës
Republika Kosova - Republic of Kosovo
Qeveria - Vlada - Government


Ministria e Administrimit të Pushtetit Lokal
Ministarstvo Administracije Lokalne Samouprave
Ministry of Local Government Administration



MUNICIPAL PERFORMANCE GRANT
GRANTI I PERFORMANCËS KOMUNALE
OPŠTINSKI GRANT UČINKA

Performance Assessment for 2020 for **MUNICIPAL PERFORMANCE GRANT** for the fiscal year 2022

March, 2022





Republika e Kosovës
Republika Kosova - Republic of Kosovo
Qeveria - Vlada - Government

Ministria e Administrimit të Pushtetit Lokal
Ministarstvo Administracije Lokalne Samouprave
Ministry of Local Government Administration

Performance Assessment
for 2020 for
**MUNICIPAL PERFORMANCE
GRANT**
for the fiscal year 2022

March, 2022

Contents

1. Municipal Performance Assessment for the 2022 grant - Introduction	3
1.1 Introduction	3
1.2 Key topics	3
1.3 Geographical coverage	4
1.4 Report structure and target audience	4
2. Municipal Performance Grant for 2022 - Assessment Methodology	6
2.1 General aspects of the assessment methodology	6
2.1.1 Assessment Period for Municipal Performance Grant (Grant Management Cycles)	6
2.1.2 Minimum conditions	6
2.1.3 Performance indicators	7
2.1.4 Data sources for the assessment of minimum conditions and MPG indicators	8
2.1.5 Financing sources of Municipal Performance Grant	8
2.1.6 Calculation of the amount of the Municipal Performance Grant	8
2.2 Assessment process	9
2.2.1 Institutional arrangements	9
2.2.2 Preliminary assessment procedures	10
3. Municipal Performance Grant for 2022 - Final assessment results	11
3.1 Results of minimum conditions	11
3.2 Results of MPG indicators	12
3.2.1 Overall results for MPG indicators	12
3.2.2 Result for MPG indicators on the topic 'Democratic Governance'	13
3.2.3 Results for MPG indicators on the topic 'Municipal Management'	13
3.2.4 Results for MPG indicators on the topic 'Service Delivery'	13
3.2.5 Summary of results for MPG indicators	14
3.3 Municipal Performance Grant for 2022 – grant amounts	16
3.4 Summary of final assessment results and recommendations	18
Annexes	18

1. Municipal Performance Assessment for the 2022 grant - Introduction

1.1 Introduction

At the end of 2017, the Ministry of Local Government Administration (MLGA), in partnership with the Swiss Agency for Development and Cooperation (SDC), have developed and agreed to co-finance the municipal performance grant allocation scheme for municipalities. In 2019, Sweden and Norway decided to co-finance the Municipal Performance Grant (MPG) scheme. In 2022, the European Union (EU) through Sweden will also join in co-financing the MPG scheme.

In March 2022, the municipalities' assessment was conducted for the performance grant for the fiscal year 2022, according to the 2020 performance **for minimum conditions and the indicators set out in the Rules of the Municipal Performance Grant for the fiscal year 2022.**

1.2 Key topics

The Municipal Performance Grant (MPG) for 2022 will be allocated to municipalities that have met the minimum conditions set out below:

1. Municipalities must have reported the data to the MPMS by the set deadline in article 13 of Regulation of MPMS/MPG;
2. Municipalities must have complied with the legal obligation to review municipal acts deemed illegal by the supervisory authority;
3. The Audit Opinion must be at least unmodified, with an emphasis on the matter;
4. Municipalities must have spent 75% or more of the budget on capital investments¹; and

The Municipal Performance Grant (MPG) for the fiscal year 2022 will be allocated to municipalities in accordance with the score attained in municipal performance, based on indicators on three main topics: (i) democratic governance, (ii) municipal management, and (iii) service delivery.

These three topics are further divided into ten sub-topics, as presented below in Table 1. Within these ten sub-topics, 30 performance indicators were identified (see Table 2). It is important to note that 28 indicators will be evaluated to determine the grant awarded in fiscal year 2022, for which the assessment is based on 2020 performance.

Indicator no. 6 will be partly assessed. The total points for this indicator in this assessment cycle is 2 points, because the participation of women in public meetings will not be calculated. The pandemic situation has limited public meetings and identifying participants by gender is very difficult through online platforms.

Indicator no. 19 (orange in Table 2) is frozen which means that the result for this indicator will not be taken into account in the total points, due to the change in the law on public officials and the lack of secondary legislation regarding civil service recruitment procedures.

Indicator no. 27 (orange in Table 2) is 'frozen' which means that the result for this indicator will not be taken into account in the total points, because the data reported by the municipalities were incomplete and were considered invalid in the SMPK report for 2020.

The maximum number of points for the 28 indicators to be evaluated is 92 points. These points, as will be explained in Chapter 2, determine the amount of the municipal performance grant that the municipality receives for the 2020 performance.

Table 1: Three main topics and ten sub-topics with maximum points for the grant to be allocated in 2022

¹ Letter of the Ministry of Finance, Labour and Transfers with protocol number: 11-400-734 / 1, date 19 August 2021

Topics and sub-topics		Maximum possible points
1. Democratic governance		38
I	Role of the municipal assembly as an oversight body	13
II	Participation, citizen consultation and inclusion	10
III	Transparency, access to information and integrity	15
2. Municipal management		28
IV	Financial management	13
V	Contract management	7
VI	Human resource management	8
3. Provision of services		26
VII	Administrative services	6
VIII	Spatial planning, public transport and the environment	8
IX	Pre-university education	4
X	Primary health care	8
Maximum number of points that can be obtained		92

1.3 Geographical coverage

Performance assessment for the 2022 grant was made for all municipalities of the Republic of Kosovo.

1.4 Report structure and target audience

This document presents the process of assessing the performance of municipalities during 2020 and the final assessment results for the municipal performance grant that will be allocated in 2022, as well as provides information on the amount of the grant for eligible municipalities.

Chapter 1 – provides general information on the municipal performance grant, the areas it focuses on, as well as the maximum points that municipalities can receive in the performance indicators, according to the results of 2020.

Chapter 2 – elaborates the assessment methodology, minimum conditions, performance indicators as well as the assessment process.

Chapter 3 – discloses the final assessment results for the minimum conditions, performance indicators as well as the result by topics and subtopics. This chapter also presents the municipal performance grant amounts that will be transferred to municipalities in 2022.

Simultaneously, the Annexes provide more detailed information of the assessment results for the minimum conditions (Annex 1) and for the performance indicators (Annex 2). Annex 3 provides a summary of the assessment results for each municipality.

This document was initially drafted for the members of the Municipal Performance Grant Commission (MPGC) and will be made available to all stakeholders in all municipalities of Kosovo, particularly to Mayors, Directors, Senior Managerial Officials, MPMS coordinators, municipal

assembly members and interested citizens. At the central level, this document, in addition to the MPGC, will be of interest to all ministries drafting policies that affect municipalities, as well as to Non-Governmental Organizations (NGOs) that address local service delivery and local governance. This document can also serve international partners who are considering joining or aligning their grant schemes to the municipal performance grant.

2. Municipal Performance Grant for 2022 - Assessment Methodology

2.1 General aspects of the assessment methodology

The '**Rules of the Municipal Performance Grant for the Fiscal Year 2022**', approved by the MLGA, EU, Sweden, Switzerland, and Norway, represents the main document on the basis of which the assessment of the Municipal Performance Grant for 2022 was carried out. The rules of the MPG explain the policies behind this grant as well as provide detailed guidance regarding the performance assessment process.

2.1.1 Assessment Period for Municipal Performance Grant (Grant Management Cycles)

The assessment period for the municipal performance grant is divided into 3 main phases:

- **Performance period** - which means the year for which the performance of the municipality is assessed. According to the rules of MPG 2022, the municipal performance of 2020 is assessed;
- **Assessment period** - means the period in which the performance assessment for the MPG is performed.
- **Grant allocation and use period** - means the year in which the grant is made available for use by municipalities. Under these rules, the grant will be available to municipalities in 2022.

2.1.2 Minimum conditions

In order to qualify for the Municipal Performance Grant for 2022, municipalities must have met the 4 minimum conditions as follows:

1. Municipalities must have reported the data to the MPMS, by the set deadline set in article 13 of the Regulation of MPMS/MPG²;
2. Municipalities must have complied with the legal obligation to review municipal acts deemed illegal by the supervisory authority³;
3. The Audit Opinion must be at least unmodified, with an emphasis on the matter; and,
4. Municipalities must have spent 75% or more of the budget on capital investments⁴ after the inclusion of unexecuted payments

Municipalities that have not met one of the above minimum conditions will not be able to receive a municipal performance grant, regardless of their points in the performance indicators.

For all municipalities that have met the minimum conditions, the municipal performance grant received by each municipality is based on its relative points achieved on the 28 performance indicators (its points compared to those of all other municipalities).

² Deadline for reporting performance data by the municipality is 45 calendar days from the moment of receiving the request for reporting from the ministry

³ Review for the purposes of the MPG is a procedural criterion, which implies the obligation of the municipality to review in the Municipal Assembly acts deemed illegal in 2020 by the supervisory authority, without presupposing the final content of the reviewed act.

⁴ Letter of the Ministry of Finance, Labour and Transfers with protocol number: 11-400-734 / 1, dated 19 August 2021

2.1.3 Performance indicators

As shown in Table 2 below, for the grant to be allocated in 2022, a total of 28 municipal performance indicators were assessed, according to the points attained by the municipalities in 2020⁵ under three main areas and ten sub-areas (see also Table 1 above).

Table 2: Summary of areas, sub-areas and indicators of 2020 for the municipal performance grant for fiscal year 2022⁶

#	Topic / Indicator field	# max. of points
I. DEMOCRATIC GOVERNANCE		38
I	The role of the municipal assembly as an oversight body	13
1	Timely approval of the annual municipal budget proposal	2
2	Discussion of quarterly budget reports by the Municipal Assembly	3
3	Discussion on the municipal performance report by the Municipal Assembly for the previous year	2
4	Discussion of the external auditor's report and action plan for addressing the recommendations as well as discussion of the findings and recommendations from the internal audit in the Municipal Assembly	4
5	Municipal Assembly meetings with the participation of the Mayor	2
II	Citizen participation, consultation, and inclusiveness	10
6	Citizen participation in public meetings, disaggregated by gender	2
7	Municipal acts and local policy documents consulted with the public	4
8	Public hearings on the Medium-Term Budget Framework (MTEF) and municipal budget	4
III	Transparency, access to information and integrity	15
9	Assembly meetings made public and broadcasted live online	3
10	Meeting the criteria of the official website of the municipality	4
11	Publication of public procurement documents of the municipality	2
12	Publication of reports on public consultation processes	4
13	Reporting the annual integrity plan to the Municipal Assembly	2
II. MUNICIPAL MANAGEMENT		28
IV	Financial management	13
14	Level of updating the property tax register	3
15	Level of property tax bill collection (no debts, interest, penalties)	5
16	Level of addressing the recommendations of the National Audit Office	5
V	Contract management	7
17	Level of Implementation of the procurement plan	3
18	Compilation and publication of the list of municipal properties planned for commissioning	4
VI	Human resource management	8
19	Vacancies processed through HRMIS	2
20	Women in leadership positions in educational, health and cultural / sports institutions	5
21	Women appointed to political positions in the municipality	3
III. PROVISION OF SERVICES		26
VII	Administrative services	6
22	Administrative requests reviewed within the legal deadlines	4
23	Reviewed applications for construction permits	2
VIII	Spatial planning, public transport and the environment	8
24	The surface of the territory of the municipality covered by regulatory plans (detailed) or zoning maps	3
25	Settlements involved in local public transport	3
26	Implementation of the local action plan in the environment	2
IX	Pre-university education	4
27	Children attending kindergarten - rural and in general	4
28	Passing in the national Matura exam – 12th grade	4
X	Primary health care (PHC)	8
29	m2 of Primary Health Care spaces per 10000 inhabitants	3
30	Level of compliance with the ratio 1 family doctor and 2 nurses per 2000 inhabitants	5
Total points		92

⁵ Indicator number 19 and 27 are 'frozen' indicators and were not assessed for the 2022 Municipal Performance Grant. Whereas the indicator number 6 will be evaluated partially.

⁶ A more detailed explanation of the indicator topics and the colours can be found in the text and in Annex 2 of the Rules of the Municipal Performance Grant for the FY 2022.

Different indicators have different number of points, depending on the weight and importance attributed to an indicator. Annex 2 of the Rules of the Municipal Performance Grant for the FY 2022 contains a detailed guideline regarding the allocation of points within the maximum points. Points were calibrated in a way which ensures that good and acceptable performance levels are rewarded, and for each indicator, the under optimal performance is awarded with few or no points at all, meaning that points do indeed encourage better performance (rather than average performance). It also means that municipalities that perform better on a number of indicators will receive significantly more points compared to those with an average performance.

2.1.4 Data sources for the assessment of minimum conditions and MPG indicators

The performance assessment data for the 2022 grant is derived from the following sources: i) Report of the Municipal Performance Management System for 2020 from MLGA, published by MLGA, ii) Report on the functioning of Kosovo municipalities for 2020 of the MLGA, published on 07.04.2021 by the MLGA;; iii) Regularity Audit Reports for each of the 38 municipalities, published by the NAO, and v) Data on the total amounts of payments that have not been realized due to reaching the bank balance limit - letter of the Ministry of Finance, Labour and Transfers with protocol number: 11-400-734 / 1, date 19 August 2021.

2.1.5 Financing sources of Municipal Performance Grant

The Municipal Performance Grant for 2022 is co-financed by the MLGA, EU, Sweden, Switzerland, and Norway.

The total amount available for the 2022 Municipal Performance Grant is € 8 million.

In order to monitor the impact of the projects on the citizens, a social audit has been set up within the MPG. The amount for the social audit for 2022 has been deducted from the total amount of the MPG. Therefore, Table 3 shows the indicative amount of MPG that will be allocated to municipalities.

Table 3: Financing sources of the 2022 Municipal Performance Grant (in EUR)

Funds	Source	Total 2022
Indicative MPG amount available for municipalities	Government of Kosovo / MLGA	3,000,000
	Donors (EU, Sweden, Switzerland, Norway)	4,921,500
Budget for social audit	Donors (EU, Sweden, Switzerland, Norway)	78,500
Total		8,000,000

2.1.6 Calculation of the amount of the Municipal Performance Grant

The amount of the Municipal Performance Grant allocation is determined by (i) the relative performance of each municipality for 2020, measured based on determined performance indicators and (ii) the weight of the Municipal Performance Grant in the total grant allocated for 2022. Details on the manner how the Municipal Performance Grant allocation for 2022 has been calculated are provided in sub-chapter 3.3 - Municipal performance grant for 2022.

The amount of the total grant for municipalities for 2022 is taken from Law No. 07L-041 on the Budget Appropriations for the Budget of the Republic of Kosovo for Year 2022.

2.2 Assessment process

2.2.1 Institutional arrangements

The Municipal Performance Grant Commission (MPGC) and the technical group are the bodies responsible for assessing and allocating the Municipal Performance Grant. The Complaints Commission reviews and decides on municipal complaints. The Appeals Commission will not review complaints related to the data source used during the assessment.

MPGC is the highest decision-making body for the grant. This commission assumes the final responsibility for grant allocation. The main function of the MPGC is to ensure that the assessment is done in accordance with the criteria and rules of the Municipal Performance Grant. The MPGC cannot change the assessment results and grant amounts without fully applying the assessment process in accordance with the grant rules.

The Municipal Performance Grant Commission consists of:

- 1 member from MLGA (General Secretary/Chairperson),
- 1 public official of the leading level of the ministry,
- 1 public official from the ministry responsible for finances
- 1 observer from European Union office in Kosovo,
- 1 observer from Sweden,
- 1 observer from Switzerland,
- 1 observer from Norway, and
- Observers from civil society.

The technical group consists of 5 members:

- 3 members from the unit responsible for municipal performance;
- 2 members from the DEMOS project (representing the contributing entities);
- 1 member from civil society (observer).

The Complaints Commission consists of 3 members:

- 2 representatives from MLGA (one of them is the Chairperson);
- 1 external representative;
- 2 observers from DEMOS

Members of the grant commission or technical group cannot be members of the complaints commission.

Detailed terms of reference for the Technical Group, the Municipal Performance Grant Commission, and the Complaints Commission, are provided in Annexes 5, 6 and 7 of the Rules of the Municipal Performance Grant for the Fiscal Year 2022.

2.2.2 Preliminary assessment procedures

Preparations

The technical group has prepared the Rules of MPG for FY 2022. The Rules for FY 2022 have been approved by the contributors, and then they have been distributed to the municipalities and published on the MLGA website⁷.

Data collection and assessment

The technical group has collected data for the performance assessment of 2020. The data have been transferred to a database for each minimum condition and for each performance indicator. All data are described by the data source. The technical group has not changed any source data. These data have determined the assessment result of the minimum conditions, as well as the level of points obtained for the performance indicators, in accordance with the scoring guide described in Annex 2 of the Rules of Municipal Performance Grant for FY 2022. First, it was assessed whether or not the minimum conditions for each municipality were met. This assessment has identified the eligible municipalities as well as the ineligible ones (see Annex 1). The next step was to assess the performance indicators. The total points obtained were recorded in the Municipal Performance Grant Allocation Table, which calculates the amount of the Municipal Performance Grant for each municipality that is eligible (Table 7). The municipalities with the best performance were then identified and additional bonuses were awarded according to the rules. ***In this year, the highest performance was shown by the Municipality of Rahovec/Orahovac with 64 points, winning the additional reward of 5% of the total value, the second municipality is the Municipality of Lipjan/Lipljan with 63.5 points, winning the additional reward of 3% of the total value, while the third municipality is the municipality of Glogoc/Glogovac with 62 points, winning an additional reward of 2% of the total value.*** After that, the scorecard (see the template in Annex 3 of the Rules of the Municipal Performance Grant for FY 2022 as well as Annex 4 of this document) is completed with the results for each municipality⁸. The assessment of performance indicators was done for all municipalities, including those that did not meet the minimum conditions.

Throughout the assessment process, the quality control of the data transferred to the scorecards and to the database was performed. Finally, a final control of the formulas used, and the results (points) was made.

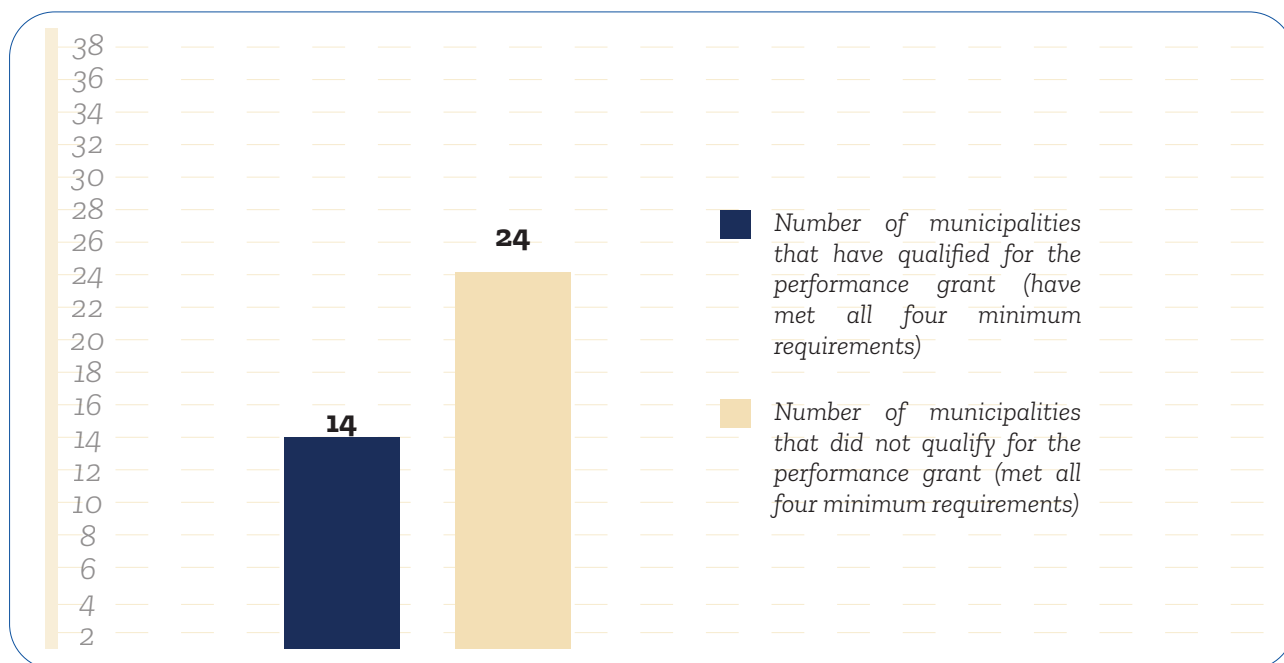
⁷ <https://mapl.rks-gov.net/performance-komunale/rregullat-e-grantit-te-performances-komunale/>

⁸ If a municipality has not submitted data for any indicators, the performance for these indicators will be zero.

3. Municipal Performance Grant for 2022 - Final assessment results

3.1 Results of minimum conditions

14 out of 38 assessed municipalities have met all four minimum conditions **and have been qualified for a municipal performance grant for 2022**. This means that 36.84% of the municipalities in Kosovo will be the beneficiary municipalities⁹ of the 2022 Municipal Performance Grant.



- 37 out of 38 municipalities (>97.37%) have fulfilled the first minimum condition (Municipalities must have reported the data to the MPMS, by the set deadline).
- 29 out of 38 municipalities (>76.32%) have fulfilled the second minimum condition (Municipalities must have complied with the legal obligation to review municipal acts deemed illegal by the supervisory authority).
- 24 out of 38 municipalities (>63.15) have fulfilled the third minimum condition (Audit opinion must be at least unmodified with an emphasis on the matter).
- 25 out of 38 municipalities (>65.79%) have fulfilled the fourth minimum condition (Municipalities must have spent 75% or more of the final budget on capital investment after the inclusion of unrealized payments¹⁰).

The summary of the results of the minimum conditions for all municipalities is given in Annex No. 1, while Annex No. 2 provides a summary of the results for each municipality separately.

⁹ Dragash/Dragaš, Gjilan/Gnjilane, Glogovac/Glogovac, Gračanica/Gračanicë, Hani i Elezit/Elez Han, Kaçanik/Kaçanik, Lipjan/Lipljan, Mitrovicë e Jugut/Južna Mitrovica, Obiliq/Obilić, Pejë/Peć, Rahovec/Orahovac, Shtërpçë/Štrpce, Suharekë/Suva Reka, and Viti/Vitina

¹⁰ Letter from MFTP with protocol number 11-400-734 / 1 dated 19 August 2021

3.2 Results of MPG indicators

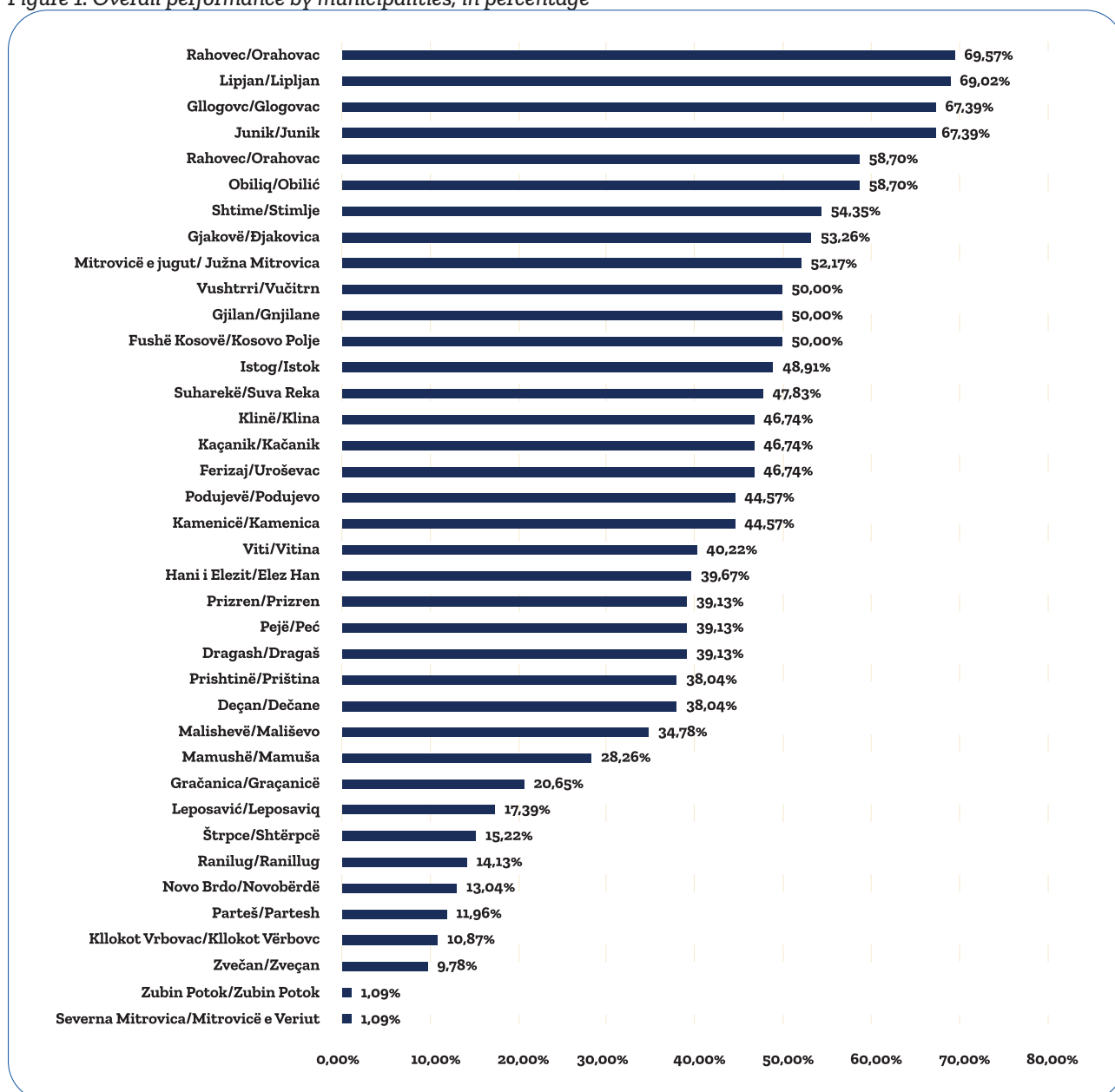
3.2.1 Overall results for MPG indicators

The average performance of all 38 municipalities in the 28 performance indicators for 2020 (2022 grant) is ~ **38.90%** (~ 35.79 points out of a total of 92 possible points), while the average performance of the municipalities that have been qualified for the municipal performance grant is ~ 46.81% (~ 43.07 points out of a total of 92 possible points).

The data of 2020 reported by the Municipality of North Mitrovica were placed in the Electronic System without the signature / authorization of the mayor. In this regard, a written confirmation was requested from the mayor, who did not respond, for which the data for this municipality have been declared invalid according to the Municipal Performance Report 2020.

The average score of the 2020 performance indicators for each municipality separately is given in Figure 1 below. 9 out of 38 municipalities (23.68%) have achieved an average performance above 50% in 28 performance indicators.

Figure 1: Overall performance by municipalities, in percentage



The municipality with the highest performance in the 28 performance indicators of 2020 is the Municipality of Rahovec/Orahovac. The overall performance result of the Municipality of Rahovec/Orahovac is 64 out of 92 possible points (69.57%).

11 out of 38 municipalities have achieved an overall performance between 37 and 46 points (40-50%). The Municipality of Severna Mitrovica/Mitrovica e Veriut and Zubin Potok/Zubin Potok have the lowest average score in 28 performance indicators. The overall performance results of both municipalities are 1 point out of 92 possible points (1.09%).

3.2.2 Result for MPG indicators on the topic 'Democratic Governance'

The average performance of 38 municipalities in the 13 indicators assessed within the topic 'Democratic Governance' is ~15.18¹¹ points out of a total of 38 possible points on this topic (39.96%). The 3 municipalities with the highest performance in this topic are: Municipality of Lipjan/Lipljan, Municipality of Skenderaj/Srbica and Municipality of Rahovec/Orahovac. These municipalities have shown a performance of 28-30.5 points (73.68% - 80.26%).

In the sub-topic '**Role of the Municipal Assembly as a supervisory body**' the average overall performance for 5 assessed indicators is 6.58 points out of 13 possible points (50.61%).

In the sub-topic '**Citizen participation, consultation and inclusion**', the overall average performance for the 3 assessed indicators is 3.79 points out of a possible 10 points (37.89%).

In the sub-topic '**Transparency, access to information and integrity**', the overall average performance for the 5 assessed indicators is 4.82 points out of 15 possible points (32.11%).

3.2.3 Results for MPG indicators on the topic 'Municipal Management'

The average performance of 38 municipalities in the 7 indicators assessed within the topic 'Municipal Management' is 9 points out of a total of 28¹² possible points on this topic (31.48%). The municipality with the highest performance in this topic is: Municipality of Junik-Junik. This municipality has obtained a total of 22 points out of 28 possible points (78.57%).

In the sub-topic '**Financial Management**' the average overall performance for the 3 assessed indicators is 3.11 out of 13 possible points (23.89%).

In the sub-topic '**Contract management**', the overall average performance for the 2 assessed indicators is 3.66 out of 7 possible points (52.26%).

In the sub-topic '**Human resource management**', the overall average performance for the 2 assessed indicators is 2.05 out of 8 possible points (25.66%).

3.2.4 Results for MPG indicators on the topic 'Service Delivery'

The average performance of 38 municipalities in the 8 indicators assessed under the topic 'Service Delivery' is ~11.79 points out of a total of 26 possible points in this topic (45.34%). The municipality with the highest performance in this topic is: Municipality of Glogoc/Glogovac. This municipality has obtained a total of 23 points out of 26 possible points (88.46%).

In the sub-topic '**Administrative services**', the average overall performance for 2 assessed indicators is ~4.84 points out of 6 possible points (80.70%).

In the sub-topic '**Spatial planning, public transport and environment**', the overall average performance for the 3 assessed indicators is 2.26 out of 8 possible points (28.29%).

In the sub-topic '**Pre-university education**', the average overall performance for 1 assessed indicator is 1.68 out of 4 possible points (42.11%).

11 Indicator no. 6 is partially assessed. The total points for this indicator in this assessment cycle is 2 points. See the explanation on page 3 of this report

12 Indicator no.19 (orange in Table 2) is frozen which means that the result for this indicator will not be taken into account in the total points.

In the sub-topic '**Primary health care**', the average overall performance for the 2 assessed indicators is 3 out of 8 possible points (37.5%).

3.2.5 Summary of results for MPG indicators

The table below shows the final result for each municipality, as well as the result for each topic.

Table 6: Result of MPG indicators for all municipalities by topics

#	Municipality	Summary of results			
		Democratic Governance	Municipal Management	Service Delivery	Total score
1	Deçan/Deçane	11	8	16	35,00
2	Dragash/Dragaš	15	5	16	36,00
3	Ferizaj/Uroševac	18	13	12	43,00
4	Fushë Kosovë/Kosovo Polje	17	11	18	46,00
5	Gjakovë/Đakovica	25	12	12	49,00
6	Gjilan/Gnjilane	16	11	19	46,00
7	Glogovac/Glogovac	23	16	23	62,00
8	Gračanica/Gračanicë	10	7	2	19,00
9	Hani i Elezit/Elez Han	20,5	4	12	36,50
10	Istog/Istok	17	16	12	45,00
11	Junik/Junik	23	22	17	62,00
12	Kaçanik/Kaçanik	25	8	10	43,00
13	Kamenicë/Kamenica	12	13	16	41,00
14	Klinë/Klina	15	10	18	43,00
15	Klokot Vrbovac/Kllokot Vërbovc	9	1	0	10,00
16	Leposavić/Leposaviq	5	5	6	16,00
17	Lipjan/Lipljan	30,5	15	18	63,50
18	Malishevë/Mališevo	13	5	14	32,00
19	Mamushë/Mamuša	8	8	10	26,00
20	Mitrovicë e jugut/Južna Mitrovica	18	13	17	48,00
21	Novo Brdo/Novobërdë	3	5	4	12,00
22	Obiliq/Obilić	19	16	19	54,00
23	Partesh/Partesh	7	4	0	11,00
24	Peje/Peć	18	6	12	36,00
25	Podujevë/Podujevo	15	12	14	41,00
26	Prishtinë/Priština	14	9	12	35,00
27	Prizren/Prizren	10	12	14	36,00
28	Rahovec/Orahovac	28	16	20	64,00
29	Ranilug/Ranillug	5	2	6	13,00
30	Severna Mitrovica/Mitrovicë e veriut	1	0	0	1,00
31	Shtime/Štimlje	25	14	11	50,00
32	Skenderaj/Srbica	28	11	15	54,00
33	Štrpce/Shtërpçë	6	2	6	14,00
34	Suharekë/Suva Reka	24	8	12	44,00
35	Viti/Vitina	18	5	14	37,00
36	Vushtrri/Vučitrn	20	9	17	46,00
37	Zubin Potok/Zubin Potok	1	0	0	1,00
38	Zvečan/Zveçan	4	1	4	9,00
Average expressed in points		15,18	8,82	11,79	35,79
Average expressed in percentage		39,96%	31,48%	45,34%	38,90%

3.3 Municipal Performance Grant for 2022 – grant amounts

The grant allocation table has been completed based on the results of the minimum conditions and performance indicators.

The table below shows the amount of the Municipal Performance Grant for each municipality, calculated according to the example below for the Municipality of Rahovec/Orahovac.

Fulfilment of the four minimum conditions was initially assessed. This has determined whether the municipality is a beneficiary of the grant or not. If the municipality has fulfilled all four minimum conditions, the result in column 5 of Table 7 will be = 1. Conversely, if the municipality has not fulfilled all four minimum conditions, the result of the minimum conditions will be zero. In this case, the Municipality of Rahovec/Orahovac has fulfilled all four minimum conditions and the result in column (5) for the Municipality of Rahovec/Orahovac is = 1.

To calculate **the level of the municipal performance grant amount** for the Municipality of Rahovec/Orahovac, the following steps are taken:

1. Column (4): 'The relative share of the general grant for the Municipality of Rahovec/Orahovac' is determined by dividing the 'general grant of the Municipality of Rahovec/Orahovac - column (3) by 'the total amount of the general grant for allocation' - the **total** of the column 3.
The calculation is as follows:
'General grant for the Municipality of Rahovec/Orahovac' (EUR 5,786,182.00) / 'total amount of the general grant for allocation' (EUR 207,413,213.00) = 'relative share of the general grant for the Municipality of Rahovec/Orahovac (2.79%);
2. Column (6): 'Assessment points' are calculated by adding up the points obtained in each of the 28 performance indicators for the Municipality of Rahovec/Orahovac' ('assessment points' for the Municipality of Rahovec/Orahovac' = 64 points);
3. Column (7): 'Weighted performance result for the Municipality of Rahovec/Orahovac' is calculated by multiplying the 'assessment points' - column (6) with the 'relative share of the general grant for the Municipality of Rahovec/Orahovac' - column (4) as well as with the 'result of meeting the minimum conditions' - column (5).
The calculation is as follows:
'Assessment points' (64 points) * 'relative share of the general grant for the Municipality of Rahovec/Orahovac' (2.79%) * 'result of meeting the minimum conditions' (1) = 'Weighted performance result for the Municipality of Rahovec/Orahovac' (1.79);
4. Column (8): 'Relative weighted result for the Municipality of Rahovec/Orahovac' is calculated by dividing the 'Weighted performance result for the Municipality of Rahovec/Orahovac' - column (7) by the total 'weighted result' - the total of column (7);
The calculation is as follows:
'Weighted performance result for the Municipality of Rahovec/Orahovac' (1.79) / 'total weighted result' (16.91) = 'relative part of the weighted result for the Municipality of Rahovec/Orahovac' (10.56%).
5. Column (9): 'Estimated value of the Municipal Performance Grant for the Municipality of Rahovec/Orahovac' is calculated by multiplying 'the relative share of the weighted result for the Municipality of Rahovec/Orahovac' - column (8) by the 'total amount of the Municipal Performance Grant available in one year' (EUR 7,921,500.00 total amount of municipal performance grant). For this year, the value of the grant awarded to the Municipality of Rahovec/Orahovac' is EUR 752,815.70. This amount represents 13.01% of the general grant for the Municipality of Rahovec/Orahovac'.
6. Column (11): 'Reward' indicates the distribution of the reward for the Municipality of Rahovec/Orahovac'. The Municipality of Rahovec/Orahovac' with the highest performance, receives 5% of the total amount of the Municipal Performance Grant which is $7,921,500 \times 5\% = 396,075$ euro.

7. Column 12 shows the total value of the Municipal Performance Grant for each municipality after awarding the reward. So, in column 9 - the calculated value for the MPG for the Municipality of Rahovec/Orahovac' is added the amount of the reward and this gives us the total value of the MPG for the Municipality of Rahovec/Orahovac', which is EUR 1,148,890.70. This amount represents 19.86% of the general grant for the Municipality Rahovec/Orahovac'.

Table 7: Grant allocation for 2022

2022 grant allocation table												
								Total amount per MPG		7,921,500		
Reward for 1st municipality with maximum points:								5.0%	396,075			
Reward for 2nd municipality with maximum points:								3.0%	237,645			
Reward for 3rd municipality with maximum points:								2.0%	158,430	(792,150)		
Në dispozicion për alokim të bazuar në formulë:								792,150	7,129,350			
#	Municipality	Allocation of the general grant for 2022 (law on budget for 2022)	Relative share of the overall grant	Assessment results		Weighted result score (4)*(5)*(6)	Relative share of weighted result score	Calculated amount of the MP Grant	MPG -as % of overall grant	Reward	Total of MPG amount	MPG -as % of overall grant
(1)	(2)	(3)	(4)	MC Yes=1 No=0	Assessment points	(7)	(8)	(9)	(10)	(11)	(12)	(13)
1	Deçan/Deçane	4,239,138	2.04%	0	35.00	0.00	0.0%	-	0.00%	-	-	0.00%
2	Dragash/Dragaš	4,499,031	2.17%	1	36.00	0.78	4.6%	329,259.33	7.32%	-	329,259.33	7.32%
3	Ferizaj/Uroševac	11,039,330	5.32%	0	43.00	0.00	0.0%	-	0.00%	-	-	0.00%
4	Fushë Kosovë/Kosovo Po	3,736,842	1.80%	0	46.00	0.00	0.0%	-	0.00%	-	-	0.00%
5	Gjakovë/Dakovica	9,531,885	4.60%	0	49.00	0.00	0.0%	-	0.00%	-	-	0.00%
6	Gjilan/Gnjilane	9,242,581	4.46%	1	46.00	2.05	12.1%	864,306.35	9.35%	-	864,306.35	9.35%
7	Glogovac/Glogovac	5,929,721	2.86%	1	62.00	1.77	10.5%	747,381.86	12.60%	158,430	905,811.86	15.28%
8	Gračanica/Graçanicë	2,114,190	1.02%	1	19.00	0.19	1.1%	81,660.91	3.86%	-	81,660.91	3.86%
9	Hani i Elezit/Elez Han	1,112,582	0.54%	1	36.50	0.20	1.2%	82,554.64	7.42%	-	82,554.64	7.42%
10	Istog/Istok	4,468,536	2.15%	0	45.00	0.00	0.0%	-	0.00%	-	-	0.00%
11	Junik/Junik	789,259	0.38%	0	62.00	0.00	0.0%	-	0.00%	-	-	0.00%
12	Kaçanik/Kaçanik	3,501,206	1.69%	1	43.00	0.73	4.3%	306,057.29	8.74%	-	306,057.29	8.74%
13	Kamenicë/Kamenica	4,071,728	1.96%	0	41.00	0.00	0.0%	-	0.00%	-	-	0.00%
14	Klinë/Klina	4,145,145	2.00%	0	43.00	0.00	0.0%	-	0.00%	-	-	0.00%
15	Klokot Vrbovac/Klokot V	467,273	0.23%	0	10.00	0.00	0.0%	-	0.00%	-	-	0.00%
16	Leposavić/Leposaviq	2,857,731	1.38%	0	16.00	0.00	0.0%	-	0.00%	-	-	0.00%
17	Lipjan/Lipljan	6,069,157	2.93%	1	63.50	1.86	11.0%	783,463.38	12.91%	237,645	1,021,108.38	16.82%
18	Malishevë/Mališevo	5,275,857	2.54%	0	32.00	0.00	0.0%	-	0.00%	-	-	0.00%
19	Mamushë/Mamuša	1,048,114	0.51%	0	26.00	0.00	0.0%	-	0.00%	-	-	0.00%
20	Mitrovicë e jugut/Južna M	7,106,748	3.43%	1	48.00	1.64	9.7%	693,471.73	9.76%	-	693,471.73	9.76%
21	Novo Brdo/Novobërdë	1,154,537	0.56%	0	12.00	0.00	0.0%	-	0.00%	-	-	0.00%
22	Obiliq/Obilić	7,361,675	3.55%	1	54.00	1.92	11.3%	808,140.75	10.98%	-	808,140.75	10.98%
23	Partë/Partesh	447,843	0.22%	0	11.00	0.00	0.0%	-	0.00%	-	-	0.00%
24	Pejë/Peć	10,400,928	5.01%	1	36.00	1.81	10.7%	761,186.71	7.32%	-	761,186.71	7.32%
25	Podujevë/Podujevo	8,765,246	4.23%	0	41.00	0.00	0.0%	-	0.00%	-	-	0.00%
26	Prishtinë/Priština	31,252,412	15.07%	0	35.00	0.00	0.0%	-	0.00%	-	-	0.00%
27	Prizren/Prizren	18,261,786	8.80%	0	36.00	0.00	0.0%	-	0.00%	-	-	0.00%
28	Rahovec/Orahovac	5,786,182	2.79%	1	64.00	1.79	10.56%	752,815.70	13.01%	396,075	1,148,890.70	19.86%
29	Ranilug/Ranillug	821,015	0.40%	0	13.00	0.00	0.0%	-	0.00%	-	-	0.00%
30	Severna Mitrovica/Mitrov	2,103,762	1.01%	0	1.00	0.00	0.0%	-	0.00%	-	-	0.00%
31	Shtime/Štimlje	2,892,454	1.39%	0	50.00	0.00	0.0%	-	0.00%	-	-	0.00%
32	Skenderaj/Srbica	5,314,687	2.56%	0	54.00	0.00	0.0%	-	0.00%	-	-	0.00%
33	Štrpce/Shtërpçë	1,220,140	0.59%	1	14.00	0.08	0.5%	34,725.96	2.85%	-	34,725.96	2.85%
34	Suharekë/Suva Reka	5,807,940	2.80%	1	44.00	1.23	7.3%	519,507.00	8.94%	-	519,507.00	8.94%
35	Viti/Vitina	4,850,186	2.34%	1	37.00	0.87	5.1%	364,818.39	7.52%	-	364,818.39	7.52%
36	Vushtrri/Vučitrn	6,709,131	3.23%	0	46.00	0.00	0.0%	-	0.00%	-	-	0.00%
37	Zubin Potok/Zubin Potok	1,567,328	0.76%	0	1.00	0.00	0.0%	-	0.00%	-	-	0.00%
38	Zvečan/Zvečan	1,449,907	0.70%	0	9.00	0.00	0.0%	-	0.00%	-	-	0.00%
Total/Average		207,413,213	100.00%	14	35.79	16.91	100.0%	7,129,350	3.44%	792,150	7,921,500.00	3.82%

3.4 Summary of final assessment results and recommendations

The assessment results show that 14 of the 38 assessed municipalities have implemented a sound municipal financial management system during 2020, according to the minimum conditions set out in the Municipal Performance Grant. These 14 municipalities have been qualified for the Municipal Performance Grant to be transferred to the municipalities in early 2022.

The assessment results for 28 performance indicators for 2020 show that most municipalities have shown an average performance in these indicators. The overall average of 38 municipalities for 28 performance indicators is 35.79 points out of a total of 92 possible points (38.90%). It is worth noting that a number of municipalities that did not fulfil the minimum conditions for the Municipal Performance Grant showed above-average performance in performance indicators¹³.

The data show that in some indicators, the average performance is poorer. This requires additional analyses for each indicator.

The data also suggest that there are no differences between municipalities with different population numbers or areas in the overall performance result. However, such factors have influenced the determination of the amount of the Municipal Performance Grant.

The amount of grant that municipalities will receive in 2022 ranges from **EUR 34,725.96**¹⁴ to EUR **1,148,890.70**¹⁵. The relative extra amounts that municipalities will receive range from 2.85%¹⁶ to 19.86%¹⁷ of the total municipal grant.

Based on the abovementioned, it appears that the Municipal Performance Grant for 2022 in the total amount of EUR 7.9 million will be allocated to 14 municipalities that have fulfilled all four minimum conditions. The amount of the grant for each municipality is determined by their performance compared to the performance of other beneficiary municipalities, as well as by the weight of the Municipal Performance Grant in the total grant allocated for 2022. Also, for the three municipalities with the best performance, the value of the reward has been determined according to the rules of the MPG.

It is recommended that the Municipal Performance Grant Commission approve the results of the assessment and the amounts calculated for the allocation of the Municipal Performance Grant for 2022.

Annexes

- Annex 1 - Overall result of minimum conditions - 2020 performance
- Annex 2 - Overall result of performance indicators by areas, sub-areas, and indicators
- Annex 3 – Summary of the result of the individual performance of the municipalities

13 Municipalities of Junik/Junik, Skenderaj/Srbica, Shtime/Štimlje, Gjakova/Đakovica

14 Municipality of Shtërpca/Štrpce

15 Municipality of Rahovec/Orahovac

16 Municipality of Shtërpca/Štrpce

17 Municipality of Rahovec/Orahovac

Annex 1 – Overall result of minimum conditions - 2020 performance

#	Komuna	MC1	MC2	MC3	MC4	Sum MC	Results of MCs	Note
1	Deçan/Deçane	1	0	0	1	2	0	Municipality is not eligible
2	Dragash/Dragaš	1	1	1	1	4	1	Municipality is eligible
3	Ferizaj/Uroševac	1	1	0	1	3	0	Municipality is not eligible
4	Fushë Kosovë/Kosovo Polje	1	1	1	0	3	0	Municipality is not eligible
5	Gjakovë/Đakovica	1	0	1	1	3	0	Municipality is not eligible
6	Gjilan/Gnjilane	1	1	1	1	4	1	Municipality is eligible
7	Glogovac/Glogovac	1	1	1	1	4	1	Municipality is eligible
8	Gračanica/Graçanicë	1	1	1	1	4	1	Municipality is eligible
9	Hani i Elezit/Elez Han	1	1	1	1	4	1	Municipality is eligible
10	Istog/Istok	1	1	0	1	3	0	Municipality is not eligible
11	Junik/Junik	1	1	0	1	3	0	Municipality is not eligible
12	Kaçanik/Kaçanik	1	1	1	1	4	1	Municipality is eligible
13	Kamenicë/Kamenica	1	0	0	1	2	0	Municipality is not eligible
14	Klinë/Klina	1	0	1	1	3	0	Municipality is not eligible
15	Klokot Vrbovac/ Klokot Vërbovc	1	1	0	0	2	0	Municipality is not eligible
16	Leposavić/Leposaviq	1	1	0	1	3	0	Municipality is not eligible
17	Lipjan/Lipljan	1	1	1	1	4	1	Municipality is eligible
18	Malishevë/Mališevo	1	0	1	1	3	0	Municipality is not eligible
19	Mamushë/Mamuša	1	1	0	1	3	0	Municipality is not eligible
20	Mitrovicë e jugut/ Južna Mitrovica	1	1	1	1	4	1	Municipality is eligible
21	Novo Brdo/ Novobërdë	1	1	0	0	2	0	Municipality is not eligible
22	Obiliq/Obilić	1	1	1	1	4	1	Municipality is eligible
23	Partesh/Partesh	1	0	0	0	1	0	Municipality is not eligible
24	Peje/Peć	1	1	1	1	4	1	Municipality is eligible
25	Podujevë/Podujevo	1	1	0	1	3	0	Municipality is not eligible
26	Prishtinë/Priština	1	0	1	0	2	0	Municipality is not eligible
27	Prizren/Prizren	1	0	1	0	2	0	Municipality is not eligible
28	Rahovec/Orahovac	1	1	1	1	4	1	Municipality is eligible
29	Ranilug/Ranillug	1	0	1	0	2	0	Municipality is not eligible
30	Severna Mitrovica/ Mitrovicë e veriut	0	1	0	0	1	0	Municipality is not eligible
31	Shtime/Štimlje	1	1	1	0	3	0	Municipality is not eligible
32	Skenderaj/Srbica	1	1	1	0	3	0	Municipality is not eligible
33	Štrpce/Shtërpçë	1	1	1	1	4	1	Municipality is eligible
34	Suharekë/Suva Reka	1	1	1	1	4	1	Municipality is eligible
35	Viti/Vitina	1	1	1	1	4	1	Municipality is eligible
36	Vushtrri/Vučitrn	1	1	1	0	3	0	Municipality is not eligible
37	Zubin Potok/Zubin Potok	1	1	0	0	2	0	Municipality is not eligible
38	Zvečan/Zvečan	1	1	0	0	2	0	Municipality is not eligible
	Total	37	29	24	25	14	14	14 eligible municipalities

	Municipality	1.Role of Municipal Assembly as supervisory body										2. Citizen participation, consultation and inclusion						3.Transparency, access to information and integrity						Total scores
#		TP1	TP2	TP3	TP4	TP5	Tot I I	TP6	TP7	TP8	Tot II	TP9	TP10	TP11	TP12	TP13	Tot III	Total						
1	Deçan/Deçane	2	1	0	0	1	4	0	4	0	4	0	2	1	0	0	3	11						
2	Dragash/Dragaš	2	3	0	2	2	9	0	0	1	1	3	1	1	0	0	5	15						
3	Ferizaj/Uroševac	2	3	0	2	2	7	0	4	0	4	0	2	2	0	0	7	18						
4	Fushë Kosovë/Kosovo Polje	2	3	0	0	0	5	0	4	4	8	0	2	2	0	0	4	17						
5	Gjakovë/Dakovica	2	3	2	2	2	11	0	4	1	5	3	4	2	0	0	9	25						
6	Gjilan/Gujilane	2	3	0	0	0	5	0	1	2	3	3	4	1	0	0	8	16						
7	Glogovac/Glogovac	2	3	2	2	1	10	0	1	4	5	0	4	2	0	2	8	23						
8	Gračanica/Gračanićë	2	1	0	0	0	3	0	0	4	4	0	2	1	0	0	3	10						
9	Hani i Elezit/Elëz Han	2	3	2	4	1	12	0.5	1	4	5.5	0	2	1	0	0	3	20.5						
10	Istog/Istok	2	1	0	2	1	6	0	4	1	5	3	2	1	0	0	6	17						
11	Junik/Junik	2	1	0	2	2	7	0	4	4	8	2	4	2	0	0	8	23						
12	Kaçanik/Kaçanik	2	1	2	2	2	9	0	4	4	8	0	4	2	0	2	8	25						
13	Kamenicë/Kamenica	0	3	0	2	1	6	2	0	0	2	0	2	2	0	0	4	12						
14	Klinë/Klina	2	3	0	0	2	7	0	2	0	2	3	2	1	0	0	6	15						
15	Klokot Vrbovac/Kllokot Vërbovac	2	1	2	2	0	7	0	0	0	0	0	2	0	0	0	2	9						
16	Leposaviq/Leposaviq	2	1	0	0	2	5	0	0	0	0	0	0	0	0	0	0	5						
17	Lipljan/Lipljan	2	3	2	4	2	13	0.5	4	4	8.5	3	4	2	0	0	9	30.5						
18	Malishevë/Mališevo	2	3	0	2	0	7	0	2	0	2	0	2	2	0	0	4	13						
19	Mamushë/Mamuša	2	1	0	2	1	6	0	0	0	0	0	0	2	0	0	2	8						
20	Mitrovicë e Jugut/Južna Mitrovica	0	1	0	2	1	4	0	4	4	8	0	4	2	0	0	6	18						
21	Novo Brdo/Novobërdë	2	1	0	0	0	3	0	0	0	0	0	0	0	0	0	0	3						
22	Obiliq/Obilić	2	3	0	2	1	8	0	1	4	5	0	4	2	0	0	6	19						
23	Parëz/Partesh	2	1	0	0	0	3	0	0	4	4	0	0	0	0	0	0	7						
24	Pejë/Peć	2	3	2	2	1	10	0	0	0	0	2	2	2	0	2	8	18						
25	Podujevë/Podujevo	2	3	0	2	0	7	0	4	1	5	0	2	1	0	0	3	15						
26	Prishtinë/Prishtina	0	1	0	0	1	2	0	4	0	4	3	4	1	0	0	8	14						
27	Prizren/Prizren	0	1	0	0	2	3	0	0	0	0	3	2	2	0	0	7	10						
28	Rahovec/Drahovac	2	3	2	2	2	11	0	4	4	8	3	4	2	0	0	9	28						
29	Ranilug/Ranilug	2	1	0	0	1	4	0	0	0	0	0	1	0	0	0	1	5						
30	Severna Mitrovica/Mitrovicë e Veriut	0	1	0	0	0	1	0	0	0	0	0	0	0	0	0	0	1						
31	Shtime/Štimlje	2	3	2	2	1	10	0	4	4	8	2	4	1	0	0	7	25						
32	Skenderaj/Srbica	2	3	2	2	2	11	2	4	4	10	2	2	1	0	2	7	28						
33	Štrpcë/Štërpçë	2	1	0	0	0	3	0	0	0	0	0	2	1	0	0	3	6						
34	Suharekë/Suva Reka	2	3	0	2	2	9	0	4	4	8	2	4	1	0	0	7	24						
35	Viti/Vitina	2	3	0	2	1	8	0	4	1	5	1	2	2	0	0	5	18						
36	Vushtrri/Vučitrrn	2	3	0	2	2	9	0	4	0	4	3	2	2	0	0	7	20						
37	Zubin Potok/Zubin Potok	0	1	0	0	0	1	0	0	0	0	0	0	0	0	0	0	1						
38	Zvečan/Zvečan	2	1	0	0	1	4	0	0	0	0	0	0	0	0	0	0	4						
	Average	1.68	2.05	0.53	1.32	1.00	6.58	0.13	2.00	1.66	3.79	1.16	2.21	1.24	0.00	0.21	4.82	15.18						

#	Municipality	Performance Result in the Area 2: Municipal Management												Total scores
		Financial management				Contract management		Human resource management						
		TP14	TP15	TP16	Tot IV	TP17	TP18	Tot V	TP19	TP20	TP21	Tot VI		
1	Deçan/Deçane	0	3	1	4	0	4	4	0	0	0	0	8	
2	Dragash/Dragaš	1	0	1	2	3	0	3	0	0	0	0	5	
3	Ferizaj/Uroševac	3	0	0	3	3	4	7	0	2	1	3	13	
4	Fushë Kosovë/Kosovo Polje	0	1	2	3	3	0	3	0	5	0	5	11	
5	Gjakovë/Đakovica	0	3	1	4	1	4	5	0	2	1	3	12	
6	Gjilan/Gnjilane	3	0	2	5	0	4	4	0	2	0	2	11	
7	Glogovac/Glogovac	0	0	1	1	3	4	7	0	5	3	8	16	
8	Gračanica/Gračanice	3	1	1	5	0	0	0	0	2	0	2	7	
9	Hani i Elezit/Elez Han	0	0	1	1	3	0	3	0	0	0	0	4	
10	Istog/Istok	3	3	1	7	3	4	7	0	2	0	2	16	
11	Junik/Junik	3	5	2	10	3	4	7	0	5	0	5	22	
12	Kaçanik/Kaçanik	0	1	1	2	3	0	3	0	2	1	3	8	
13	Kamenice/Kamenica	0	1	2	3	3	4	7	0	0	3	3	13	
14	Klinë/Klina	3	1	1	5	3	0	3	0	2	0	2	10	
15	Klokot Vrbovac/Kllokot Vërbovc	0	0	1	1	0	0	0	0	0	0	0	1	
16	Leposavić/Leposaviq	0	0	2	2	1	0	1	0	2	0	2	5	
17	LTPjan/LTPJan	3	1	1	5	3	4	7	0	2	1	3	15	
18	Mališevë/Mališevo	0	0	2	2	3	0	3	0	0	0	0	5	
19	Mamushë/Mamuša	3	1	1	5	3	0	3	0	0	0	0	8	
20	Mitrovicë e Jugut/Južna Mitrovica	3	0	1	4	3	4	7	0	2	0	2	13	
21	Novo Brdo/Novobërdë	0	0	2	2	3	0	3	0	0	0	0	5	
22	Obiliq/Obilić	0	1	2	3	3	4	7	0	5	1	6	16	
23	Partesh/Partesh	0	3	1	4	0	0	0	0	0	0	0	4	
24	Pejë/Peć	0	0	1	1	0	0	0	0	5	0	5	6	
25	Podujevë/Podujevo	0	3	2	5	3	4	7	0	0	0	0	12	
26	Prishtinë/Prishtina	0	0	0	0	3	0	3	0	5	1	6	9	
27	Prizren/Prizren	3	1	0	4	3	4	7	0	0	1	1	12	
28	Rahovec/Orahovac	3	3	0	6	3	4	7	0	2	1	3	16	
29	Ranilug/Ranilug	0	0	1	1	1	0	1	0	0	0	0	2	
30	Severna Mitrovica/Mitrovicë e ver	0	0	0	0	0	0	0	0	0	0	0	0	
31	Shtime/Štimlje	0	0	1	1	3	4	7	0	5	1	6	14	
32	Skenderaj/Srbica	3	0	0	3	3	0	3	0	2	3	5	11	
33	Štrpce/Štërpçë	0	0	2	2	0	0	0	0	0	0	0	2	
34	Suharekë/Suva Reka	3	0	1	4	3	0	3	0	0	1	1	8	
35	Viti/Vitina	0	0	2	2	3	0	3	0	0	0	0	5	
36	Vushtrri/Vučitër	3	3	0	6	3	0	3	0	0	0	0	9	
37	Zubin Potok/Zubin Potok	0	0	0	0	0	0	0	0	0	0	0	0	
38	Zvečan/Zveçan	0	0	0	0	1	0	1	0	0	0	0	1	
Average		1.13	0.92	1.05	3.11	2.08	1.58	3.66	0.00	1.55	0.50	2.05	8.82	

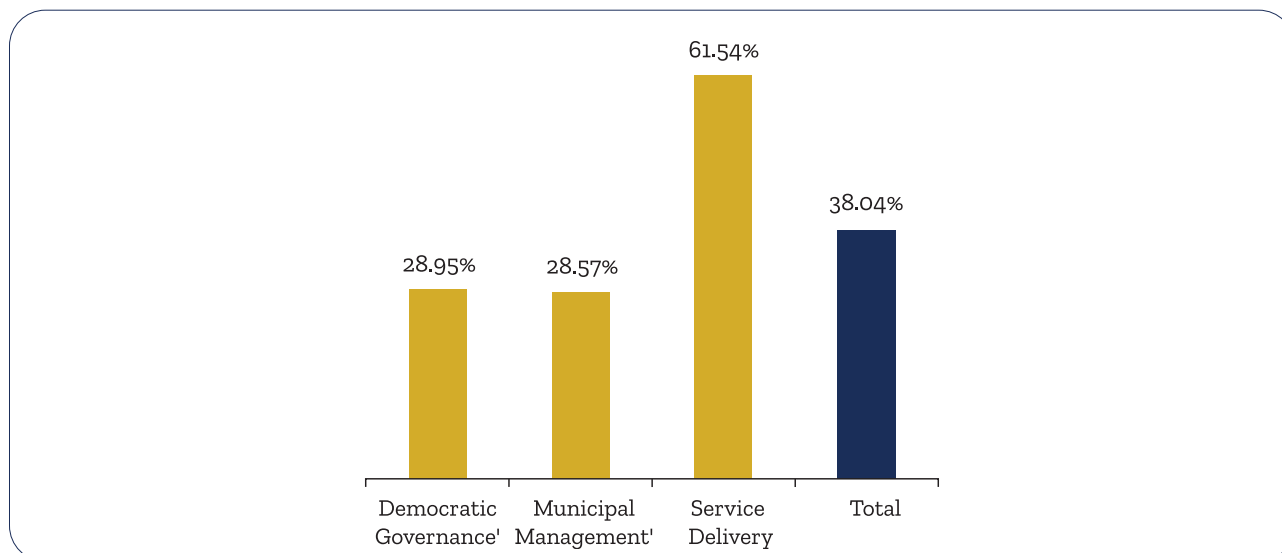
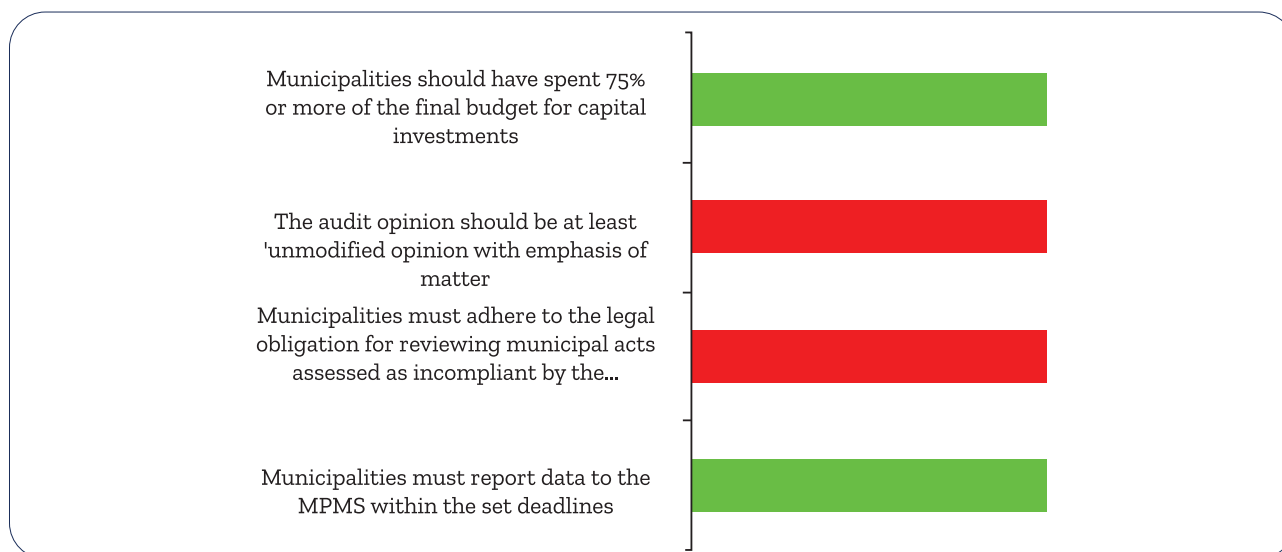
Annex 3 Summary of results of individual performance of each municipality

Summary of results for 2020 for the Municipal Performance Grant – Municipality of Deçan/Dečane

Assessment of minimum conditions for 2020

The Municipality of Deçan/Dečane has not been qualified for the Municipal Performance Grant for 2022.

Minimum conditions number 2 (municipalities must have reviewed legal acts deemed illegal by supervisory bodies, according to legal requirements) and number 3 (the audit opinion should be at least 'unmodified opinion with emphasis of matter') have not been fulfilled.



Assessment of performance indicators for 2020

The average performance of the Municipality of Deçan/Dečane in the 28 assessed indicators is 35 points out of 92 possible points (38.04%).

The average performance in 13 indicators assessed under the topic of 'Democratic Governance' is 11 out of a total of 38 possible points (28.95%).

The average performance in the 7 indicators assessed under the topic of 'Municipal Management' is 8 points out of 28 possible points in this field (28.57%).

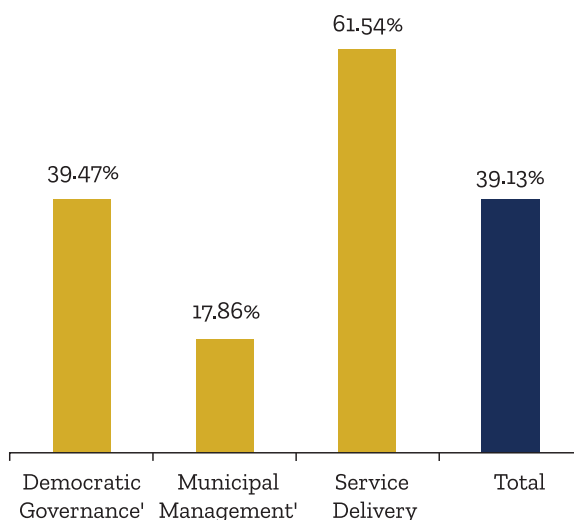
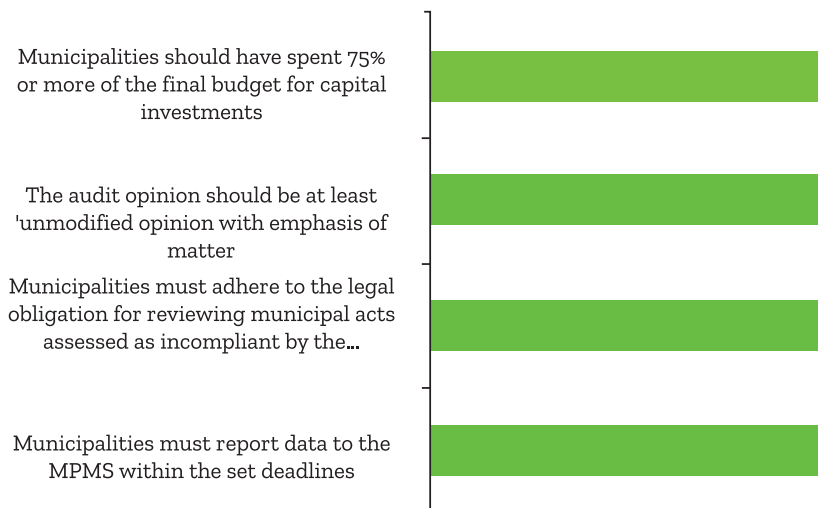
The average performance in the 8 indicators assessed under the topic of 'Service Delivery' is 16 points out of 26 possible points (61.54%).

Summary of results for 2020 for the Municipal Performance Grant- Municipality of Dragash/Dragaš

Assessment of minimum conditions for 2020

The Municipality of Dragash/Dragaš has been qualified for the Municipal Performance Grant for 2022.

The Municipality has fulfilled the four minimum conditions.



Assessment of performance indicators for 2020

The average performance of the Municipality of Dragash/Dragaš in the 28 assessed indicators is 36 points out of 92 possible points (39.13%).

The average performance in the 13 indicators assessed under the topic 'Democratic Governance' is 15 points out of 38 possible points (39.47%).

The average performance in the 7 indicators assessed under the topic "Municipal Management" is 5 points out of 28 possible points (17.86%).

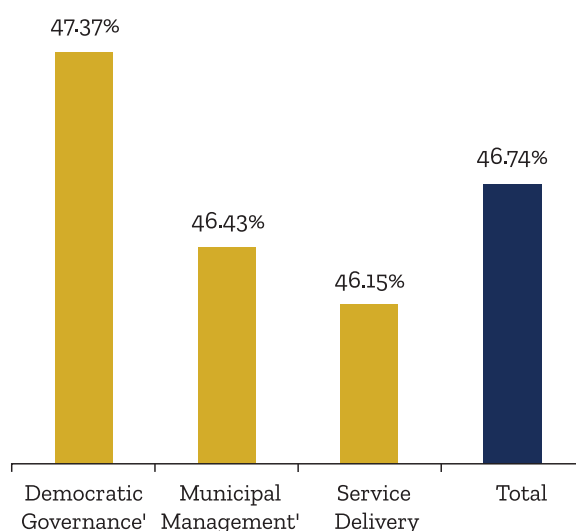
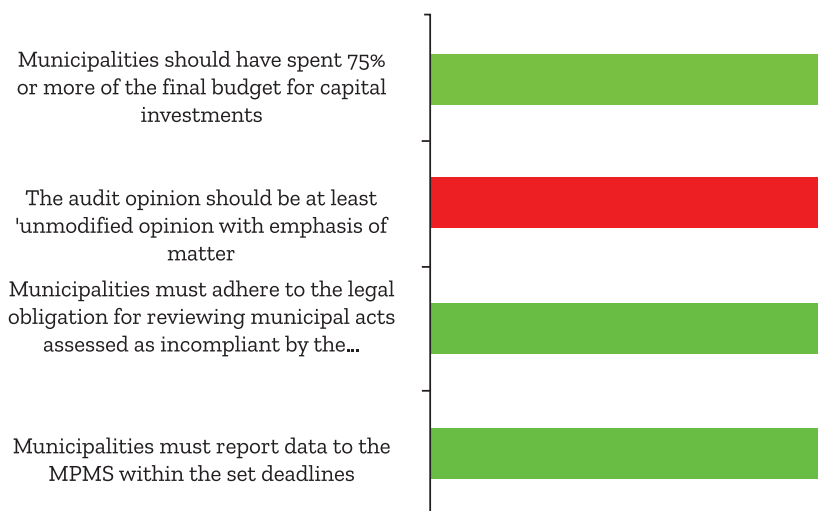
The average performance in the 8 indicators assessed under the topic 'Service Delivery' is 16 points out of 26 possible points (61.54%).

Summary of results for 2020 for the Municipal Performance Grant – Municipality of Ferizaj/Uroševac

Assessment of minimum conditions for 2020

The Municipality of Ferizaj/Uroševac has not been qualified for the Municipal Performance Grant for 2022.

Minimum condition number 3 (The audit opinion should be at least 'unmodified opinion with emphasis of matter') has not been fulfilled.



Assessment of performance indicators for 2020

The average performance of the Municipality of Ferizaj/Uroševac in the 28 assessed indicators is 43 points out of 92 possible points (46.74%).

The average performance in the 13 indicators assessed under the topic 'Democratic Governance' is 18 points out of 38 possible points (47.37%).

The average performance in the 7 indicators assessed under the topic 'Municipal Management' is 13 points out of 28 possible points (46.43%).

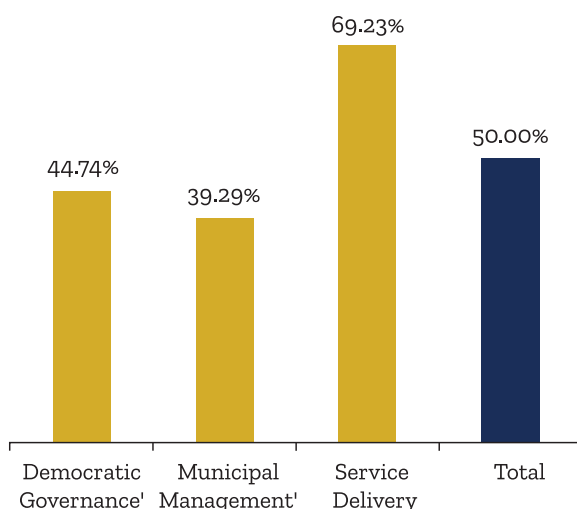
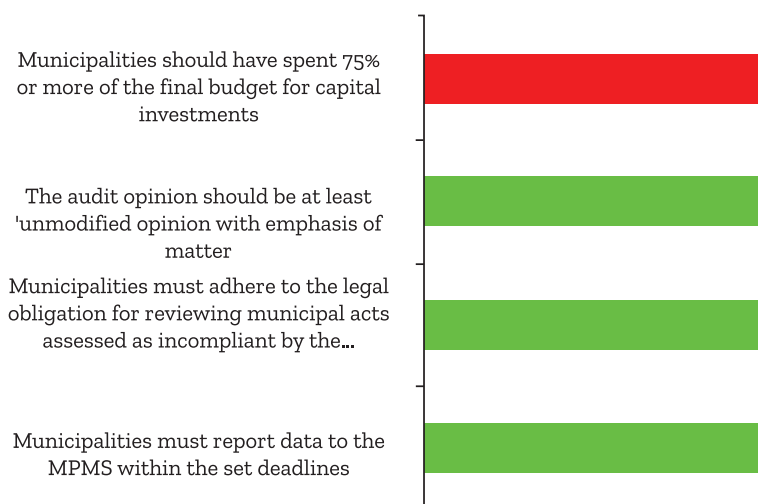
The average performance in the 8 indicators assessed under the field 'Service Delivery' is 12 points out of 26 possible points (46.15%).

Summary of results for 2020 for the Municipal Performance Grant – Municipality of Fushë Kosovë/Kosovo Polje

Assessment of minimum conditions for 2020

The Municipality of Fushë Kosovë/Kosovo Polje has not been qualified for the Municipal Performance Grant for 2022.

Minimum condition number 4 (level of budget spending of at least 75% for capital investments for 2020) has not been fulfilled.



Assessment of performance indicators for 2020

The average performance of the Municipality of Fushë Kosovë/Kosovo Polje in the 28 assessed indicators is 46 points out of 92 possible points (50.00%).

The average performance in the 13 indicators assessed under the topic 'Democratic Governance' is 17 points out of 38 possible points (44.74%).

The average performance in the 7 indicators assessed under the topic 'Municipal Management' is 11 points out of 28 possible points (39.29%).

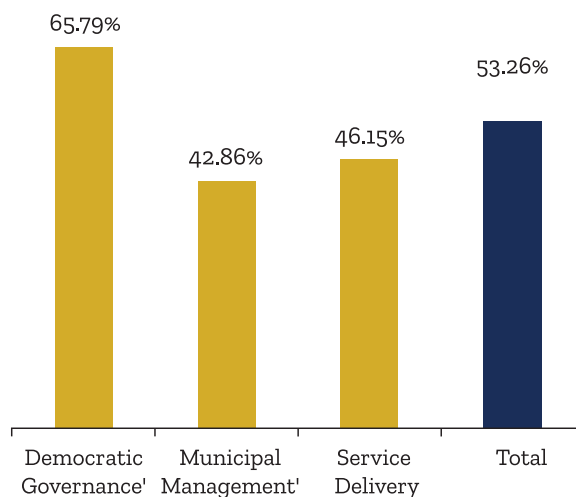
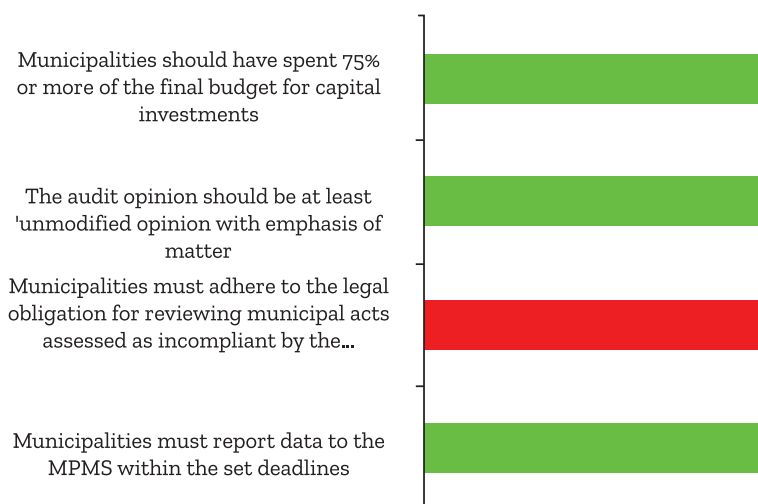
The average performance in the 8 indicators assessed under the topic 'Service Delivery' is 18 points out of 26 possible points (69.23%).

Summary of results for 2020 for the Municipal Performance Grant – Municipality of Gjakova/Đakovica

Assessment of minimum conditions for 2020

The Municipality of Gjakova/ Dakovica has not been qualified for the Municipal Performance Grant for 2022.

Minimum condition number 2 (municipalities must have reviewed legal acts deemed illegal by supervisory bodies, according to legal requirements) has not been fulfilled.



Assessment of performance indicators for 2020

The average performance of the Municipality of Gjakova/Dakovica in the 28 assessed indicators is 49 points out of 92 possible points (53.26%).

The average performance in the 13 indicators assessed under the topic 'Democratic Governance' is 25 points out of 38 possible points (65.79%).

The average performance in the 7 indicators assessed under the topic 'Municipal Management' is 12 points out of 28 possible points (42.86%).

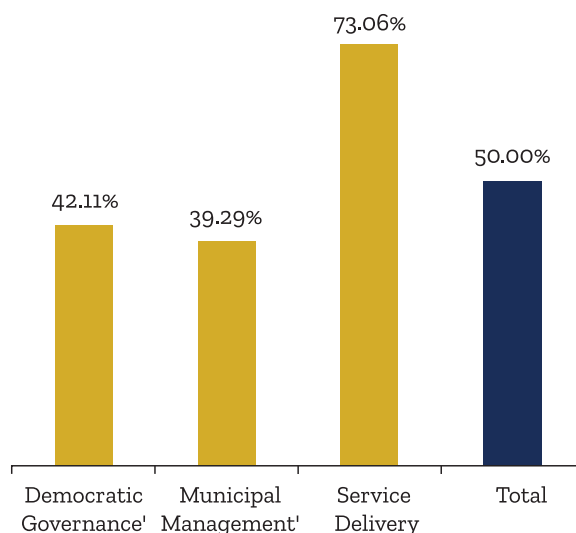
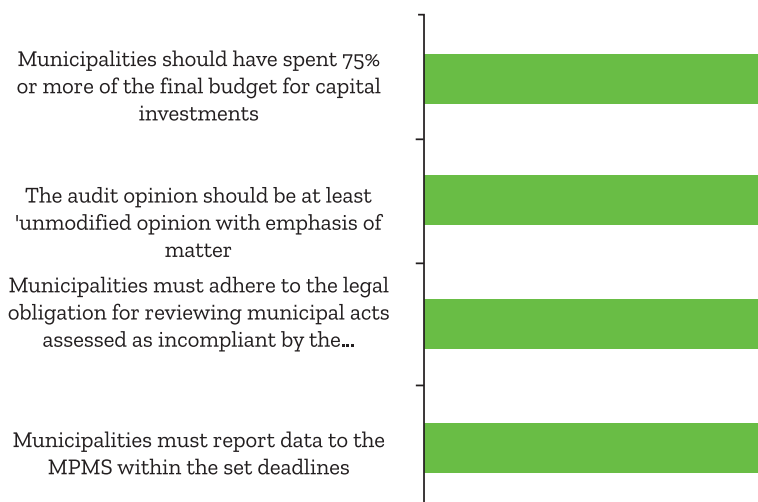
The average performance in the 8 indicators assessed under the topic 'Service Delivery' is 12 points out of 26 possible points (46.15%).

Summary of results for 2020 for the Municipal Performance Grant – Municipality of Gjilan/ Gnjilane

Assessment of minimum conditions for 2020

The Municipality of Gjilan/Gnjilane has been qualified for the Municipal Performance Grant for 2022.

The Municipality has fulfilled the four minimum conditions.



Assessment of performance indicators for 2020

The average performance of the Municipality of Gjilan/Gnjilane in the 28 assessed indicators is 46 points out of 92 possible points (50.00%).

The average performance in the 13 indicators assessed under the topic 'Democratic Governance' is 16 points out of 38 possible points (42.11%).

The average performance in the 7 indicators assessed under the topic 'Municipal Management' is 11 points out of 28 possible points (39.29%).

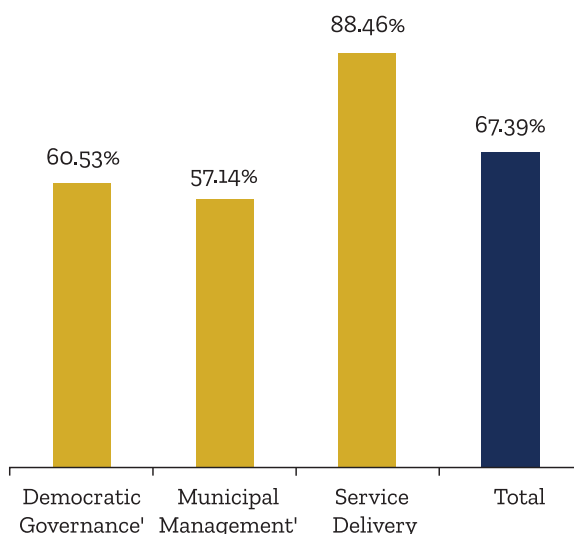
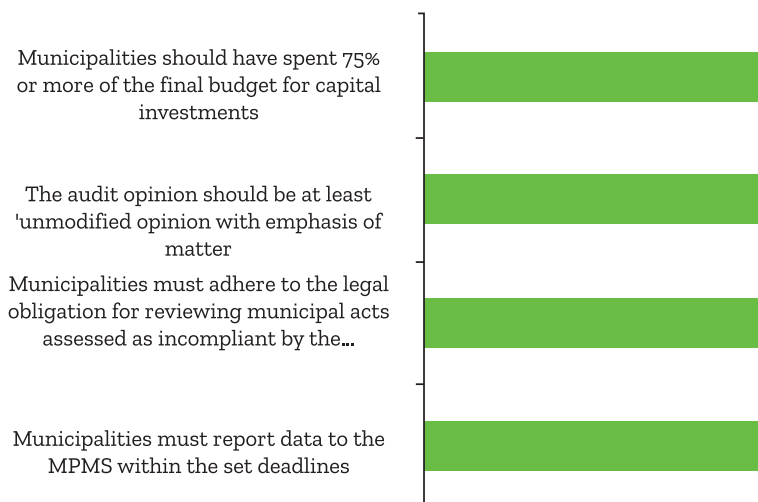
The average performance in the 8 indicators assessed under the topic 'Service Delivery' is 19 points out of 26 possible points in this topic (73.08%).

Summary of results for 2020 for the Municipal Performance Grant – Municipality of Glogovac/Glogovac

Assessment of minimum conditions for 2020

The Municipality of Glogovac/Glogovac has been qualified for the Municipal Performance Grant for 2022.

The Municipality has fulfilled the four minimum conditions.



Assessment of performance indicators for 2020

The average performance of the Municipality of Glogovac/Glogovac in the 28 assessed indicators is 62 points out of 92 possible points (67.39%).

The average performance in the 13 indicators assessed under the topic 'Democratic Governance' is 23 points out of 38 possible points (60.53%).

The average performance in the 7 indicators assessed under the topic 'Municipal Management' is 16 points out of 28 possible points (57.14%).

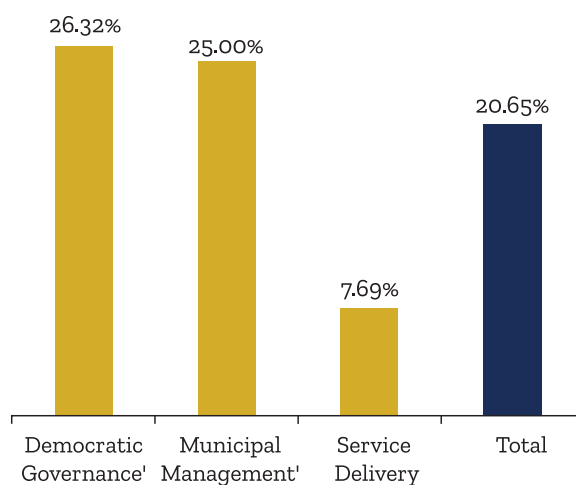
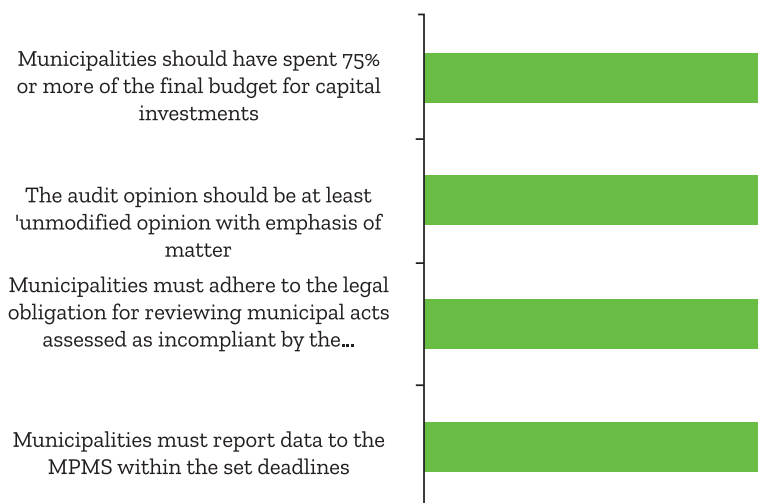
The average performance in the 8 indicators assessed under the topic 'Service Delivery' is 23 points out of 26 possible points (88.46%).

Summary of results for 2020 for the Municipal Performance Grant – Municipality of Gračanicë/Gračanica

Assessment of minimum conditions for 2020

The Municipality of Gračanicë/Gračanica has been qualified for the Municipal Performance Grant for 2022.

The Municipality has fulfilled the four minimum conditions.



Assessment of performance indicators for 2020

The average performance of the Municipality of Gračanicë/Gračanica in the 28 assessed indicators is 19 points out of 92 possible points (20.65%).

The average performance in the 13 indicators assessed under the topic 'Democratic Governance' is 10 points out of 38 possible points (26.32%).

The average performance in the 7 indicators assessed under the topic 'Municipal Management' is 7 points out of 28 possible points (25.00%).

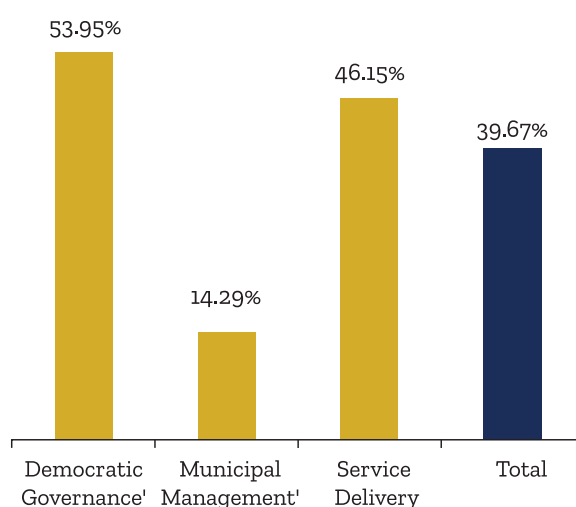
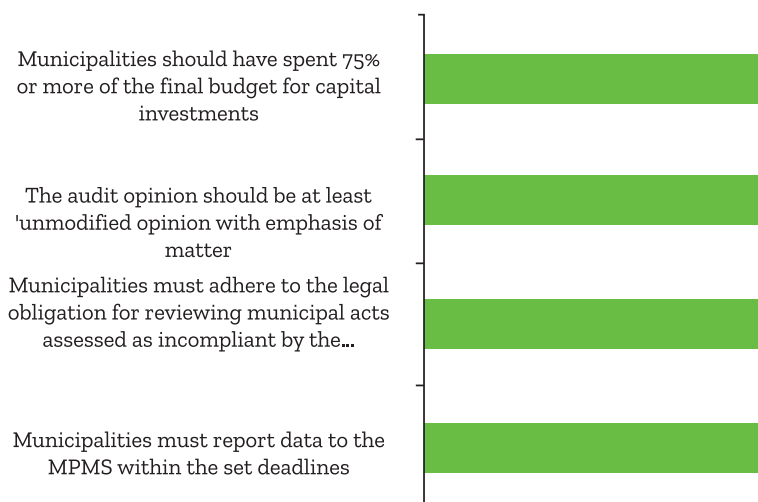
The average performance in the 8 indicators assessed under the topic 'Service Delivery' is 2 points out of 26 possible points (7.69%).

Summary of results for 2020 for the Municipal Performance Grant – Municipality of Hani i Elezit/Elez Han

Assessment of minimum conditions for 2020

The Municipality of Hani i Elezit/Elez Han has been qualified for the Municipal Performance Grant for 2022.

The Municipality has fulfilled the four minimum conditions.



Assessment of performance indicators for 2020

The average performance of the Municipality of Hani i Elezit/Elez Han in the 28 assessed indicators is 36.5 points out of 92 possible points (39.67%).

The average performance in the 13 indicators assessed under the topic 'Democratic Governance' is 21 points out of 38 possible points (53.95%).

The average performance in the 7 indicators assessed under the topic 'Municipal Management' is 4 points out of 28 possible points in this topic (14.29%).

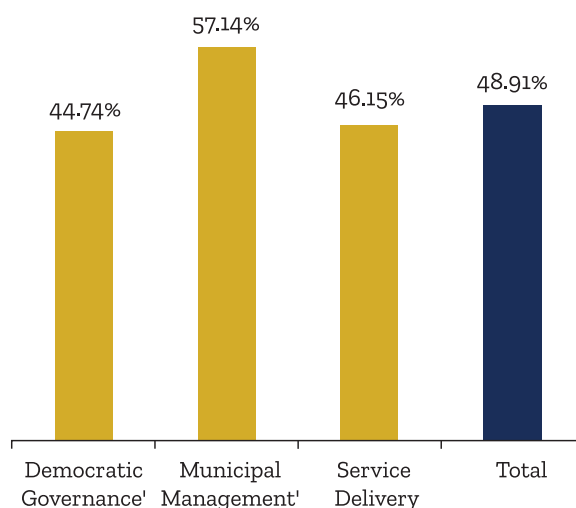
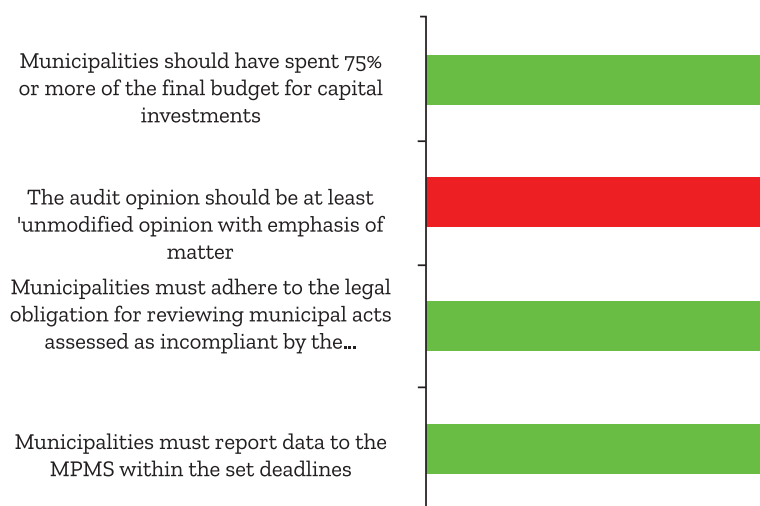
The average performance in the 8 indicators assessed under the topic 'Service Delivery' is 12 points out of 26 possible points in this topic (46.15%).

Summary of results for 2020 for the Municipal Performance Grant – Municipality of Istog/Istok

Assessment of minimum conditions for 2020

The Municipality of Istog/Istok has not been qualified for the Municipal Performance Grant for 2022.

Minimum condition number 3 (The audit opinion should be at least 'unmodified opinion with emphasis of matter') has not been fulfilled.



Assessment of performance indicators for 2020

The average performance of the Municipality of Istog/Istok in the 28 assessed indicators is 45 points out of 92 possible points (48.91%).

The average performance in the 13 indicators assessed under the topic 'Democratic Governance' is 17 points out of 38 possible points (44.74%).

The average performance in the 7 indicators assessed under the topic 'Municipal Management' is 16 points out of 28 possible points (57.14%).

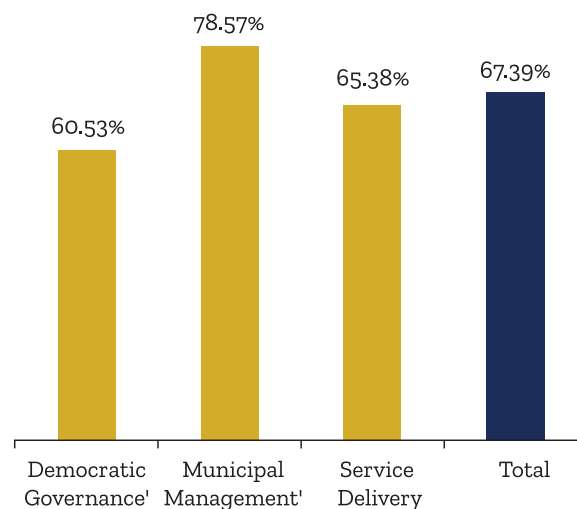
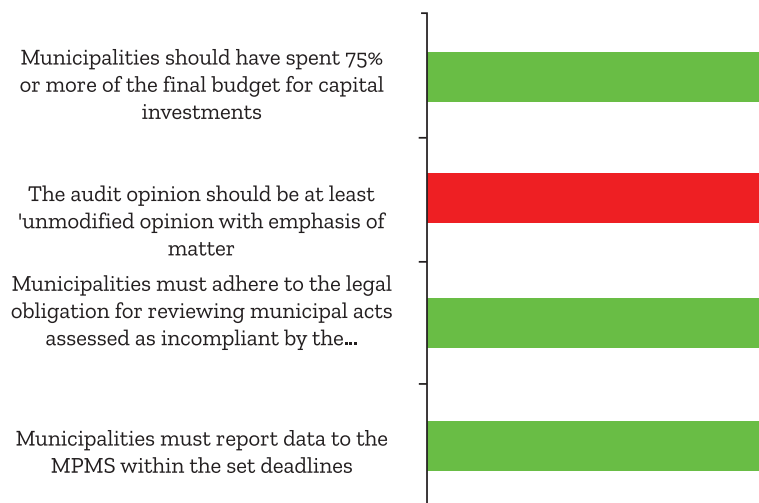
The average performance in the 8 indicators assessed under the topic 'Service Delivery' is 12 points out of 26 possible points (46.15%).

Summary of results for 2020 for the Municipal Performance Grant – Municipality of Junik/Junik

Assessment of minimum conditions for 2020

The Municipality of Junik/Junik has not been qualified for the Municipal Performance Grant for 2022.

Minimum condition number 3 (the audit opinion should be at least 'unmodified opinion with emphasis of matter') has not been fulfilled.



Assessment of performance indicators for 2020

The average performance of the Municipality of Junik/Junik in the 28 assessed indicators is 62 points out of 92 possible points (67.39%).

The average performance in the 13 indicators assessed under the topic 'Democratic Governance' is 23 points out of 38 possible points (60.53%).

The average performance in the 7 indicators assessed under the topic 'Municipal Management' is 22 points out of 28 possible points (78.57%).

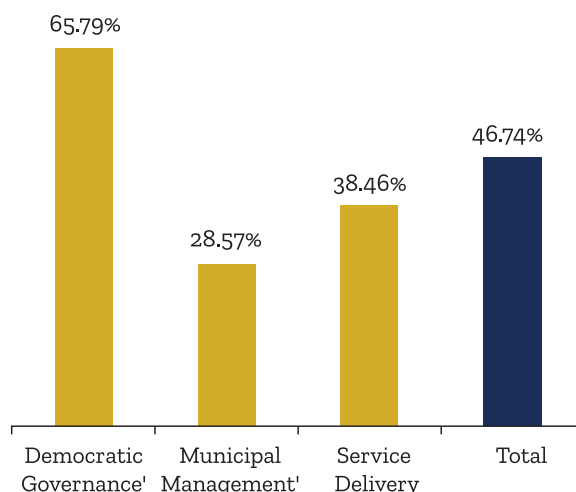
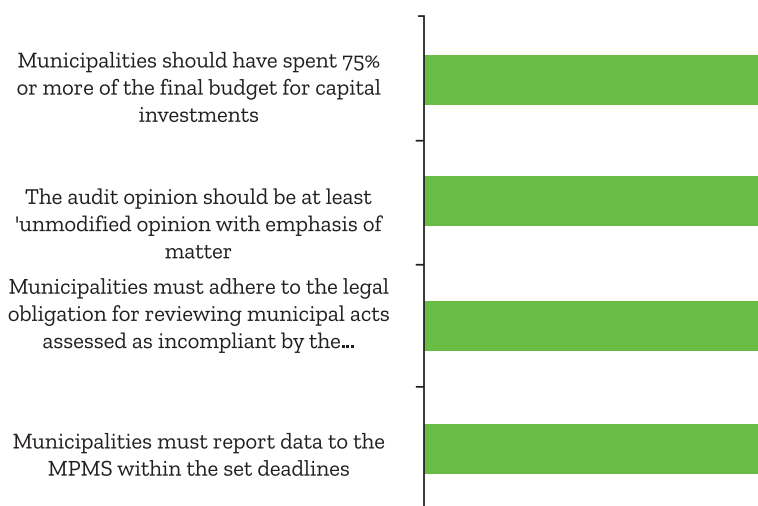
The average performance in the 8 indicators assessed under the topic 'Service Delivery' is 17 points out of 26 possible points (65.38%).

Summary of results for 2020 for the Municipal Performance Grant – Municipality of Kačanik/Kaçanik

Assessment of minimum conditions for 2020

The Municipality of Kačanik/Kaçanik has been qualified for the Municipal Performance Grant for 2022.

The Municipality has fulfilled the four minimum conditions.



Assessment of performance indicators for 2020

The average performance of the Municipality of Kačanik/Kaçanik in the 28 assessed indicators is 43 points out of 92 possible points (46.74%).

The average performance in the 13 indicators assessed under the topic 'Democratic Governance' is 25 points out of 38 possible points (65.79%).

The average performance in the 7 indicators assessed under the topic 'Municipal Management' is 8 points out of 28 possible points (28.57%).

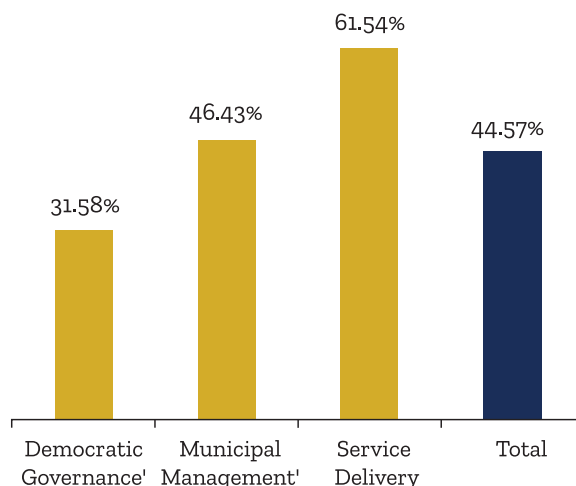
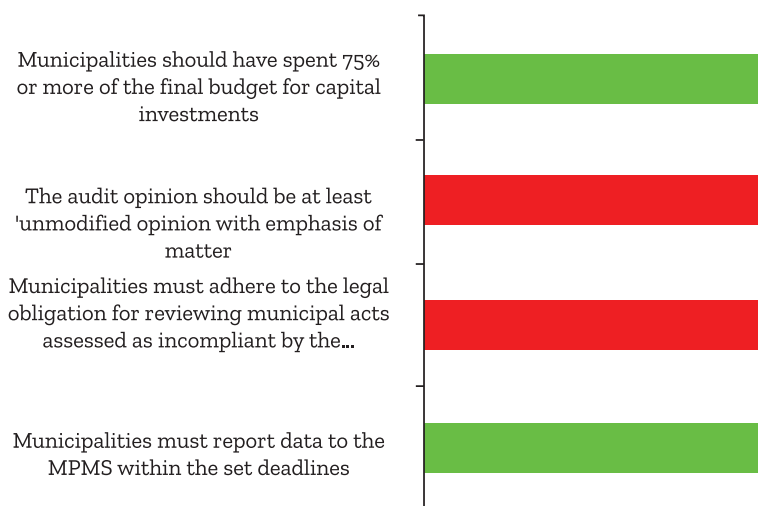
The average performance in the 8 indicators assessed under the topic 'Service Delivery' is 10 points out of 26 possible points (38.46%).

Summary of results for 2020 for the Municipal Performance Grant – Municipality of Kamenicë/Kamenica

Assessment of minimum conditions for 2020

The Municipality of Kamenicë/Kamenica has not been qualified for the Municipal Performance Grant for 2022.

Minimum condition number 2 (municipalities must have reviewed legal acts deemed illegal by supervisory bodies, according to legal requirements) and number 3 (the audit opinion should be at least 'unmodified opinion with emphasis of matter') have not been fulfilled.



Assessment of performance indicators for 2020

The average performance of the Municipality of Kamenicë/Kamenica in the 28 assessed indicators is 41 points out of 92 possible points (44.57%).

The average performance in the 13 indicators assessed under the topic 'Democratic Governance' is 12 points out of 38 possible points (31.58%).

The average performance in the 7 indicators assessed under the topic 'Municipal Management' is 13 points out of 28 possible points (46.43%).

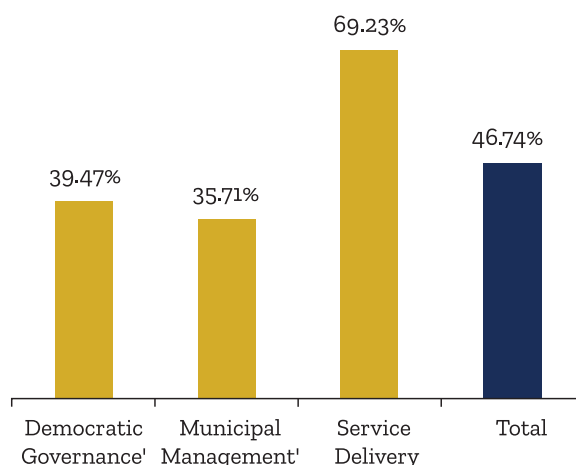
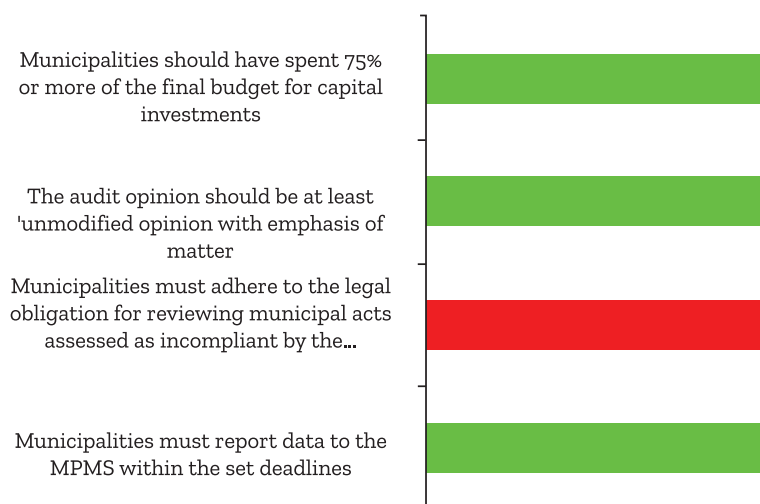
The average performance in the 8 indicators assessed under the topic 'Service Delivery' is 16 points out of 26 possible points (61.54%).

Summary of results for 2020 for the Municipal Performance Grant – Municipality of Klina/Klina

Assessment of minimum conditions for 2020

The Municipality of Klina/Klina has not been qualified for the Municipal Performance Grant for 2022.

Minimum condition number 2 (municipalities must have reviewed legal acts deemed illegal by supervisory bodies, according to legal requirements) has not been fulfilled.



Assessment of performance indicators for 2020

The average performance of the Municipality of Klina in the 28 assessed indicators is 43 points out of 92 possible points (46.74%).

The average performance in the 13 indicators assessed under the topic 'Democratic Governance' is 15 points out of 38 possible points (39.47%).

The average performance in the 7 indicators assessed under the topic 'Municipal Management' is 10 points out of 28 possible points (35.71%).

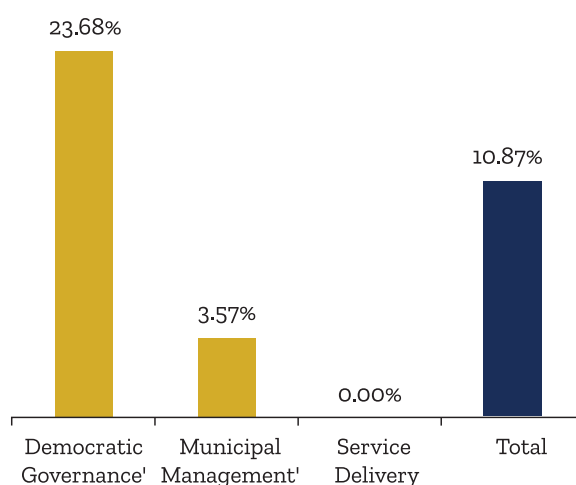
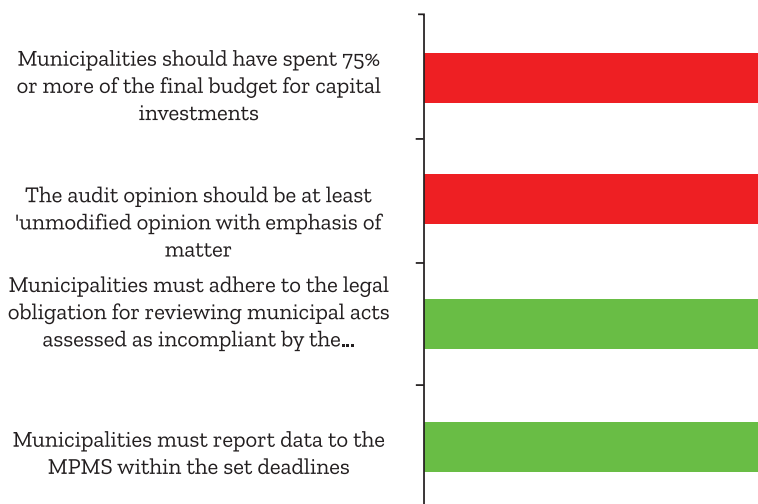
The average performance in the 8 indicators assessed under the topic 'Service Delivery' is 18 points out of 26 possible points (69.23%).

Summary of results for 2020 for the Municipal Performance Grant – Municipality of Kllokot/Klokot

Assessment of minimum conditions for 2020

The Municipality of Kllokot/Klokot has not been qualified for the Municipal Performance Grant for 2022.

Minimum conditions number 3 (the audit opinion should be at least 'unmodified opinion with emphasis of matter') and number 4 (municipalities should have spent 75% or more of the final budget for capital investments) has not been fulfilled.



Assessment of performance indicators for 2020

The average performance of the Municipality of Kllokot/Klokot in the 28 assessed indicators is 10 points out of 92 possible points (10.87%).

The average performance in the 13 indicators assessed under the topic 'Democratic Governance' is 9 points out of 38 possible points (23.68%).

The average performance in the 7 indicators assessed under the topic 'Municipal Management' is 1 points out of 28 possible points (3.57%).

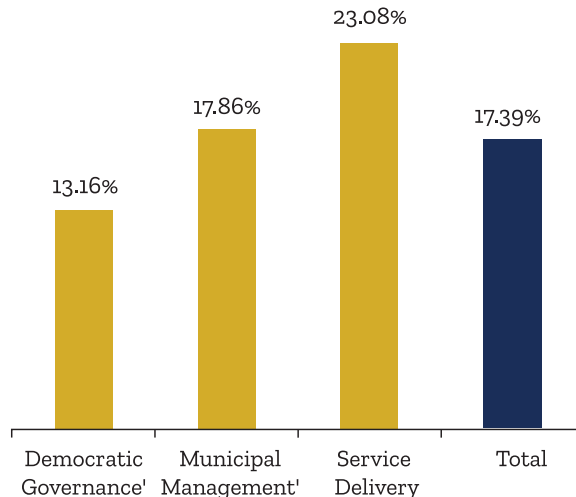
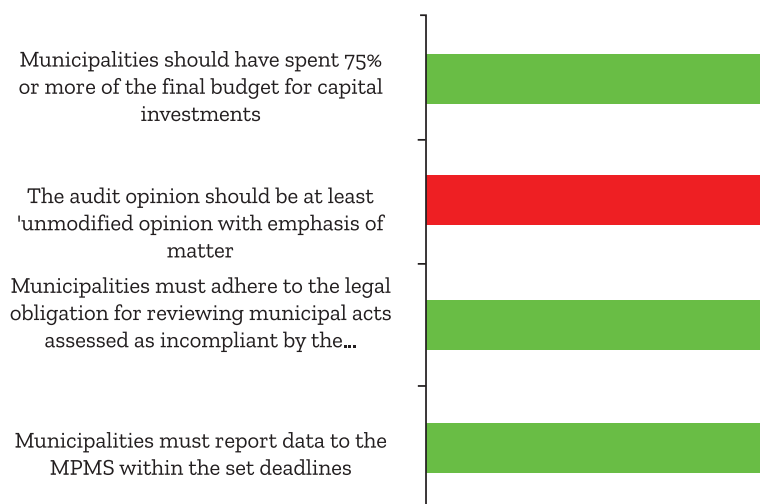
The average performance in the 8 indicators assessed under the topic 'Service Delivery' is 0 points out of 26 possible points (0.00%).

Summary of results for 2020 for the Municipal Performance Grant – Municipality of Leposaviq/Leposavić

Assessment of minimum conditions for 2020

The Municipality of Leposaviq/ Leposavić has not been qualified for the Municipal Performance Grant for 2022.

Minimum condition number 3 (the audit opinion should be at least 'unmodified opinion with emphasis of matter') has not been fulfilled.



Assessment of performance indicators for 2020

The average performance of the Municipality of Leposaviq/Leposavić in the 28 assessed indicators is 16 points out of 92 possible points (17.39%).

The average performance in the 13 indicators assessed under the topic 'Democratic Governance' is 5 points out of 38 possible points (13.16%).

The average performance in the 7 indicators assessed under the topic 'Municipal Management' is 5 points out of 28 possible points (17.86%).

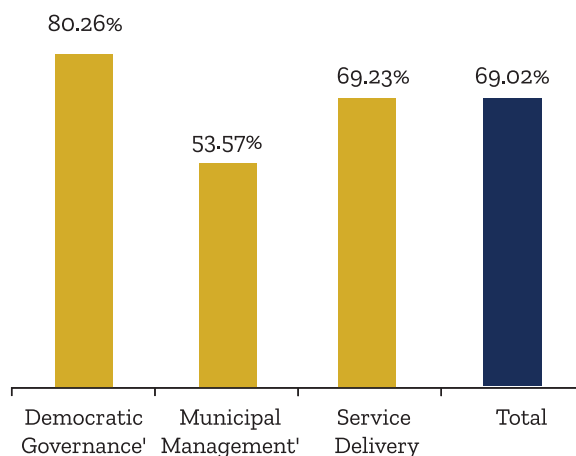
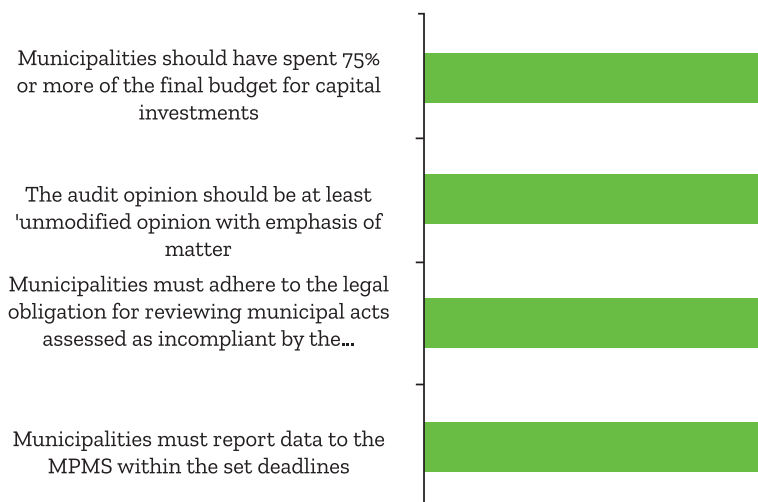
The average performance in the 8 indicators assessed under the topic 'Service Delivery' is 6 points out of 26 possible points (23.08%).

Summary of results for 2020 for the Municipal Performance Grant – Municipality of Lipjan/Lipljane

Assessment of minimum conditions for 2020

The Municipality of Lipjan/Lipljan has been qualified for the Municipal Performance Grant for 2022.

The Municipality has fulfilled the four minimum conditions.



Assessment of performance indicators for 2020

The average performance of the Municipality of Lipjan/Lipljan in the 28 assessed indicators is 63.5 points out of 92 possible points (69.02%).

The average performance in the 13 indicators assessed under the topic 'Democratic Governance' is 31 points out of 38 possible points (80.26%).

The average performance in the 7 indicators assessed under the topic 'Municipal Management' is 15 points out of 28 possible points (53.57%).

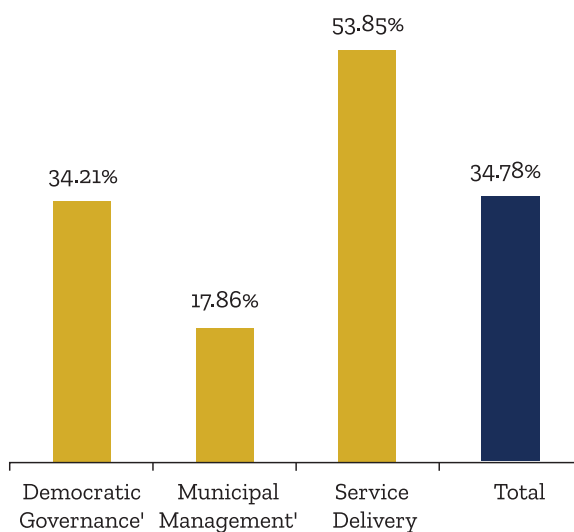
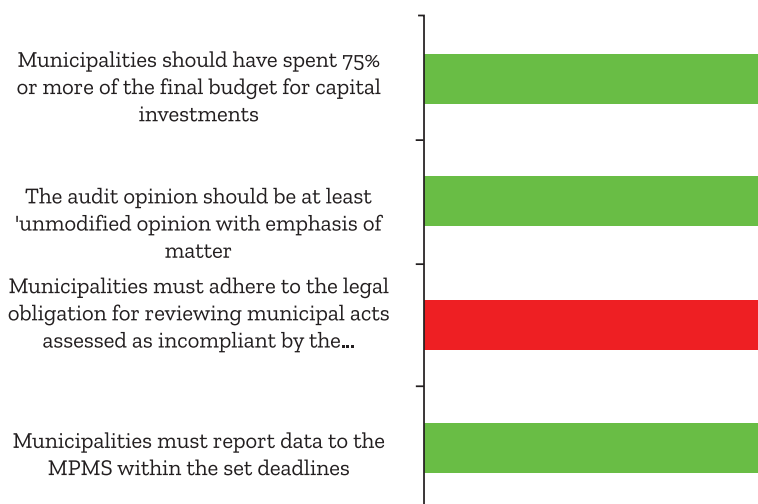
The average performance in the 8 indicators assessed under the topic 'Service Delivery' is 18 points out of 26 possible points (69.23%).

Summary of results for 2020 for the Municipal Performance Grant - Municipality of Malisheva/ Mališevo

Assessment of minimum conditions for 2020

The Municipality of Malisheva has not been qualified for the Municipal Performance Grant for 2022.

Minimum condition number 2 (municipalities must have reviewed legal acts deemed illegal by supervisory bodies, according to legal requirements) have not been fulfilled.



Assessment of performance indicators for 2020

The average performance of the Municipality of Malisheva/Mališevo in the 28 assessed indicators is 32 points out of a total of 92 possible points (34.78%).

The average performance in the 13 indicators assessed under the topic 'Democratic Governance' is 13 points out of a total of 38 possible points (34.21%).

The average performance in the 7 indicators assessed under the topic 'Municipal Management' is 5 points out of a total of 28 possible points (17.86%).

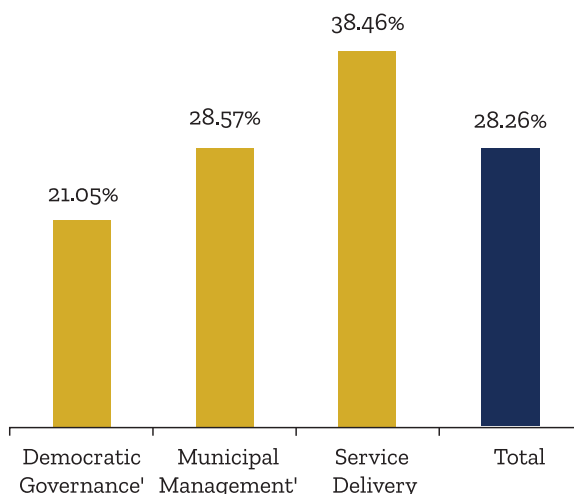
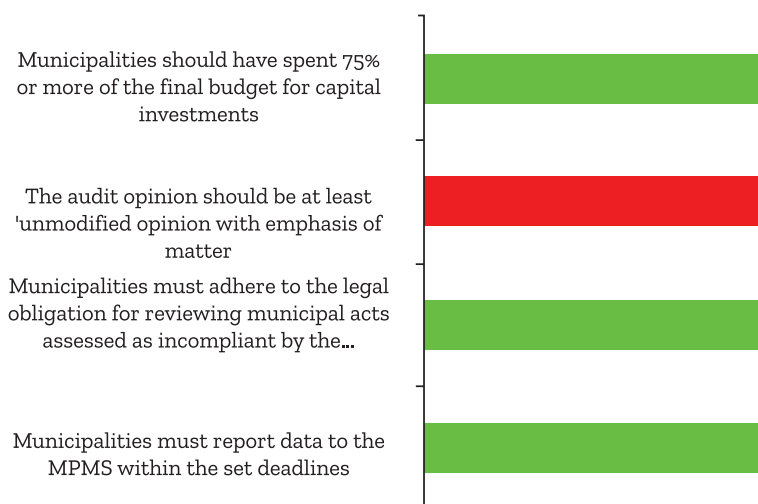
The average performance in the 8 indicators assessed under the topic 'Service Delivery' is 14 points out of a total of 26 possible points (53.85%).

Summary of results for 2020 for the Municipal Performance Grant - Municipality of Mamusha/Mamuša

Assessment of minimum conditions for 2020

The Municipality of Mamusha/Mamuša has been qualified for the Municipal Performance Grant for 2022.

Minimum condition number 3 (the audit opinion should be at least 'unmodified opinion with emphasis of matter') has not been fulfilled.



Assessment of performance indicators for 2020

The average performance of the Municipality of Mamusha/Mamuša in the 28 assessed indicators is 26 points out of a total of 92 possible points (28.26%).

The average performance in the 13 assessed indicators under the topic 'Democratic Governance' is 8 points out of a total of 38 possible points (21.05%).

The average performance in the 7 assessed indicators under the topic 'Municipal Management' is 8 points out of a total of 28 possible points (28.57%).

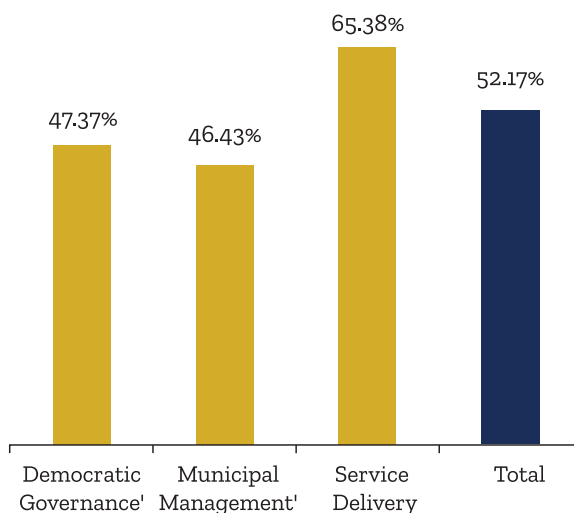
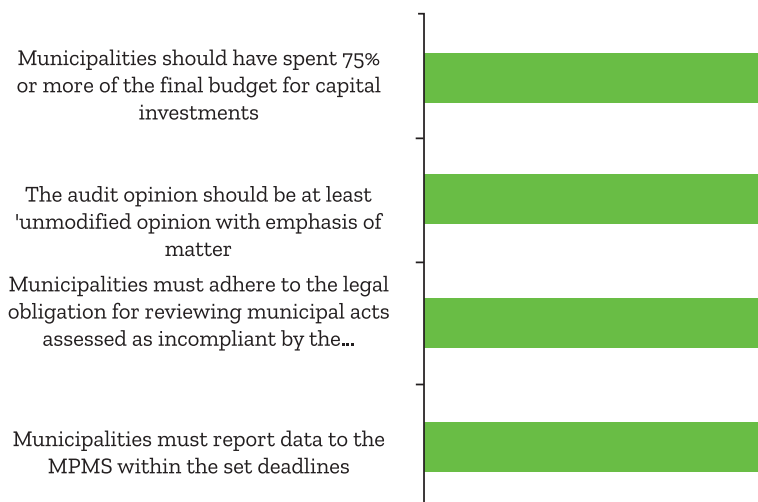
The average performance in the 8 assessed indicators under the topic 'Service Delivery' is 10 points out of a total of 26 possible points (38.46%).

Summary of results for 2020 for the Municipal Performance Grant - Municipality of Mitrovica e Jugut/Južna Mitrovica

Assessment of minimum conditions for 2020

The Municipality of Mitrovica e Jugut/ Južna Mitrovica has been qualified for the Municipal Performance Grant for 2022.

The municipality has fulfilled all four minimum conditions.



Assessment of performance indicators for 2020

The average performance of the Municipality of Mitrovica e Jugut/Južna Mitrovica in the 28 assessed indicators is 48 points out of a total of 92 possible points (52.17%).

The average performance in the 13 assessed indicators under the topic 'Democratic Governance' is 18 points out of a total of 38 possible points (47.37%).

The average performance in the 7 assessed indicators under the topic 'Municipal Management' is 13 points out of a total of 28 possible points (46.43%).

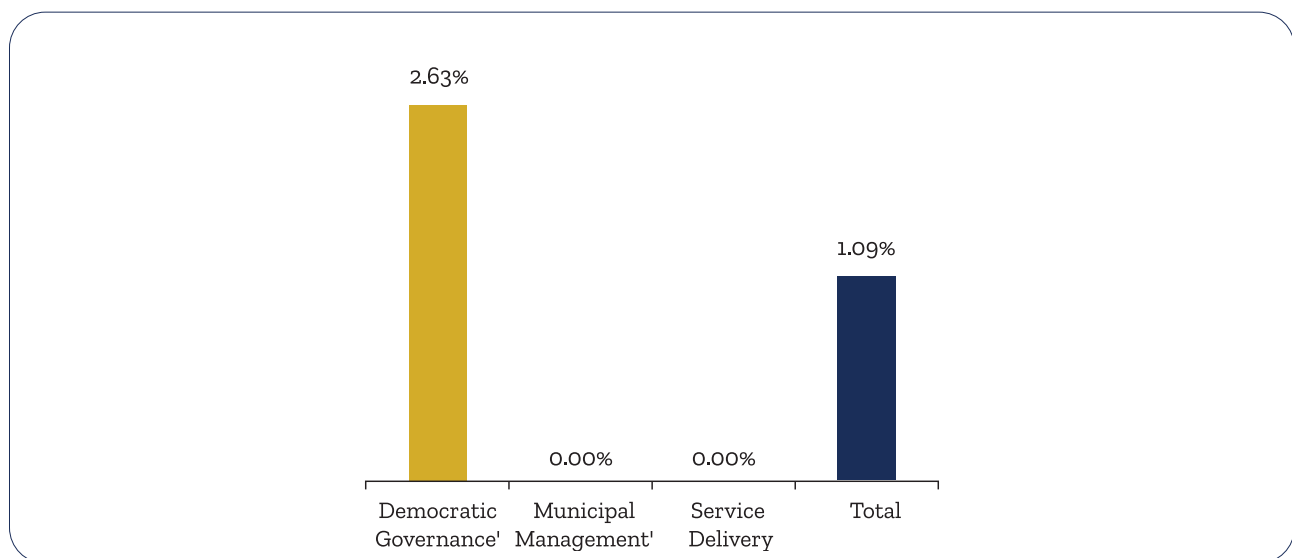
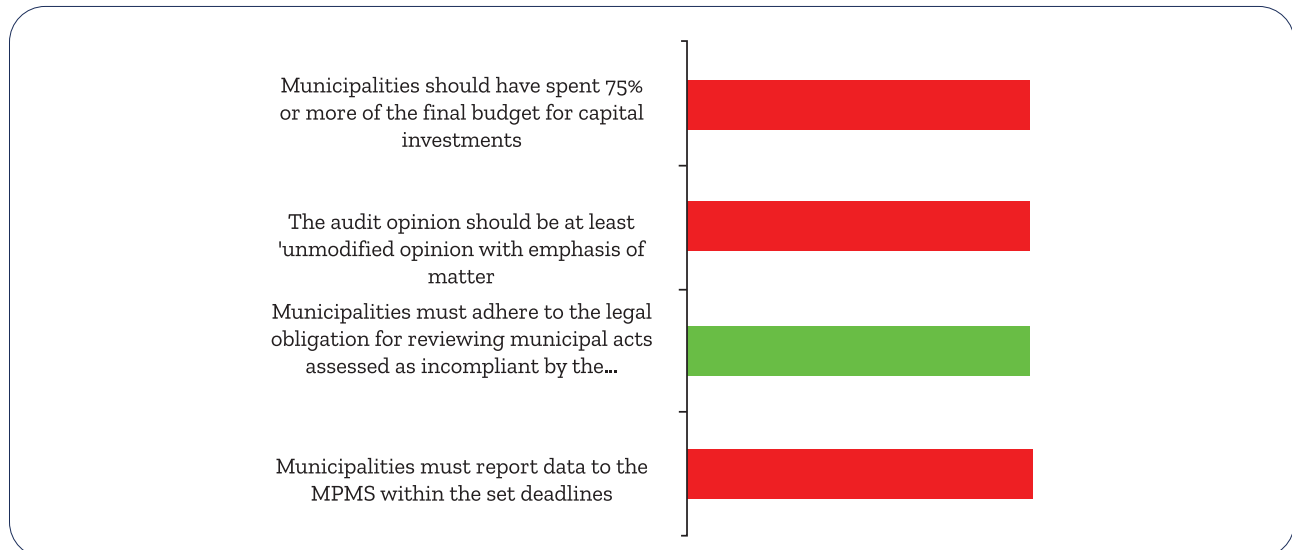
The average performance in the 8 assessed indicators under the topic 'Service Delivery' is 17 points out of a total of 26 possible points (65.38%).

Summary of results for 2020 for the Municipal Performance Grant - Municipality of Severna Mitrovica / Mitrovica e Veriut

Assessment of minimum conditions for 2020

The Municipality of Severna Mitrovica/ Mitrovica e Veriut has not been qualified for the Municipal Performance Grant for 2022.

Minimum conditions number 1 (municipalities must report data to the MPMS within the set deadlines), number 3 (the audit opinion should be at least 'unmodified opinion with emphasis of matter') and number 4 (municipalities should have spent 75% or more of the final budget for capital investments) have not been fulfilled.



Assessment of performance indicators for the year 2020

The average performance of the Municipality of Mitrovica e Veriut/ Severna Mitrovica in the 28 assessed indicators is 1 points out of a total of 92 possible points (1.09%).

The average performance in the 13 indicators assessed under the topic 'Democratic Governance' is 1 points out of a total of 38 possible points (2.63%).

The average performance in the 7 assessed indicators under the topic 'Municipal Management' is 0 points out of a total of 28 possible points (0.00%).

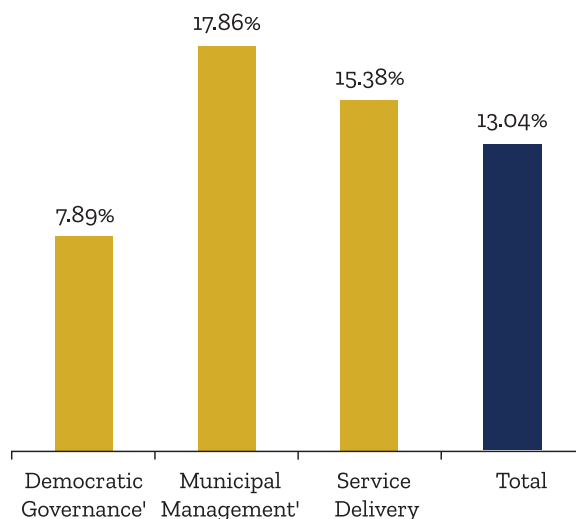
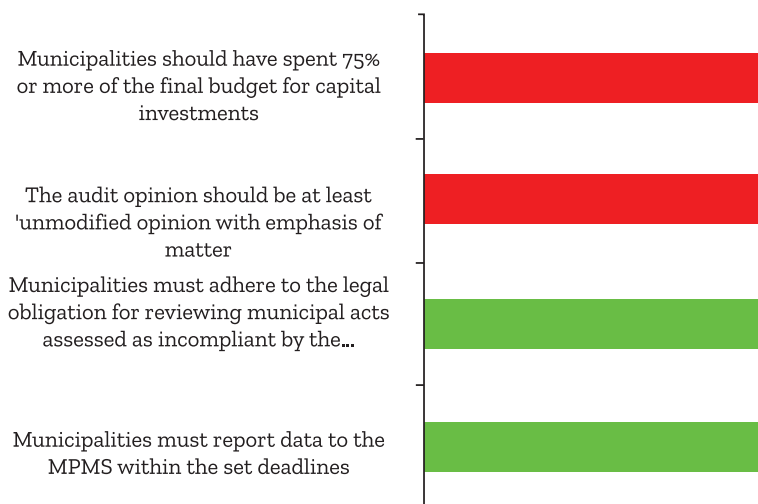
The average performance in the 8 assessed indicators within the topic 'Service Delivery' is 0 points out of a total of 26 possible points (0.00%).

Summary of results for 2020 for municipal performance grant - Municipality of Novobërda/Novo Brdo

Assessment of minimum conditions for 2020

The Municipality of Novo Brdo has not been qualified for Municipal Performance Grant for 2022.

Minimum conditions number 3 (the audit opinion should be at least 'unmodified opinion with emphasis of matter') and number 4 (municipalities should have spent 75% or more of the final budget for capital investments) have not been fulfilled.



Assessment of performance indicators for 2020

The average performance of the Municipality of Novobërdë/Novo Brdo in the 28 assessed indicators is 12 points out of a total of 92 possible points (13.04%).

The average performance in the 13 assessed indicators under the topic 'Democratic Governance' is 3 points out of a total of 38 possible points (7.89%).

The average performance in the 7 assessed indicators under the topic 'Municipal Management' is 5 points out of a total of 28 possible points (17.86%).

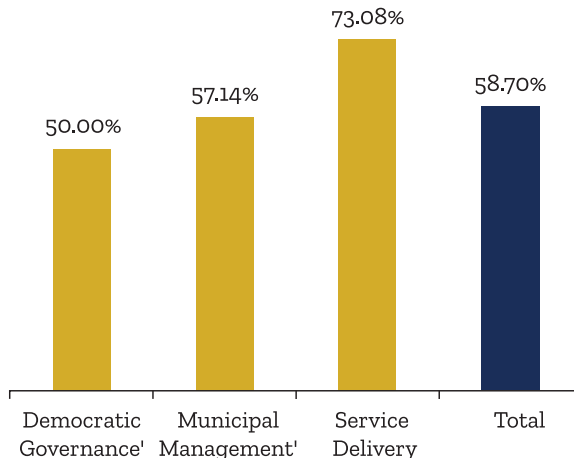
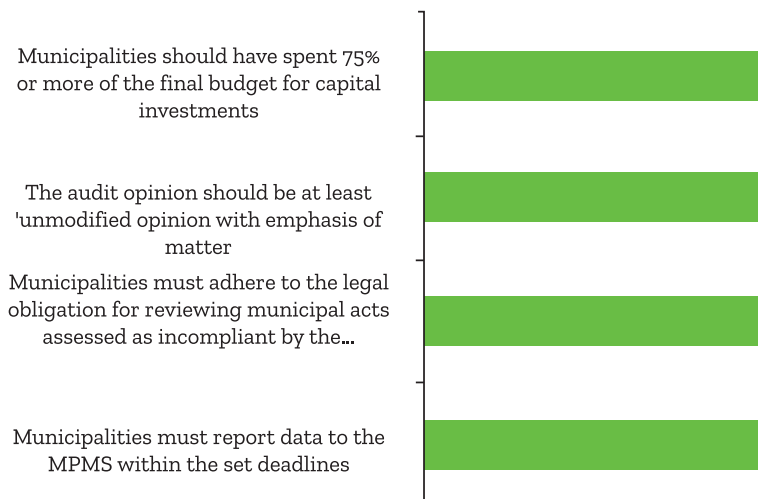
The average performance in the 8 assessed indicators under the topic 'Service Delivery' is 4 points out of a total of 26 possible points (15.38%).

Summary of results for 2020 for the Municipal Performance Grant - Municipality of Obiliq/Obilić

Assessment of minimum conditions for 2020

The Municipality of Obiliq/Obilić has been qualified for the Municipal Performance Grant for 2022.

The municipality has fulfilled all four minimum conditions.



Assessment of performance indicators for 2020

The average performance of the Municipality of Obiliq/Obilić in the 28 assessed indicators is 54 points out of a total of 92 possible points (58.70%).

The average performance in the 13 assessed indicators under the topic 'Democratic Governance' is 19 points out of a total of 38 possible points (50%).

The average performance in the 7 assessed indicators under the topic 'Municipal Management' is 16 points out of a total of 28 possible points (57.14%).

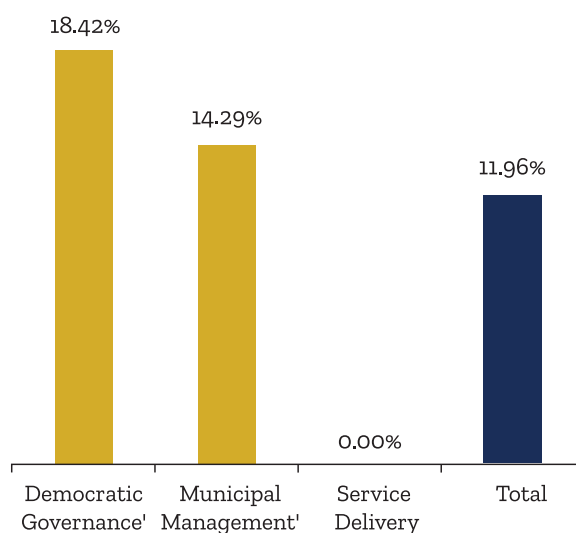
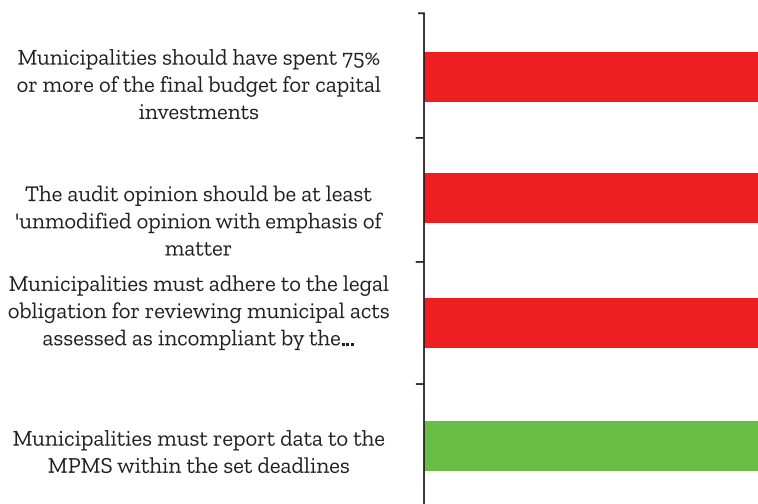
The average performance in the 8 assessed indicators under the topic 'Service Delivery' is 19 points out of a total of 26 possible points (73.08%).

Summary of results for 2020 for the municipal performance grant - Municipality of Partesh/Parteš

Assessment of minimum conditions for 2020

The Municipality of Partesh/Parteš has not been qualified for the Municipal Performance Grant for 2022.

Minimum conditions number 2 (municipalities must adhere to the legal obligation for reviewing municipal acts assessed as incompliant by the supervisory authority), number 3 (the audit opinion should be at least 'unmodified opinion with emphasis of matter'), number 4 (municipalities should have spent 75% or more of the final budget for capital investments) have not been fulfilled.



Assessment of performance indicators for 2020

The average performance of the Municipality of Partesh/Parteš in the 28 assessed indicators is 11 points out of a total of 92 possible points (11.96%).

The average performance in the 13 assessed indicators under the topic 'Democratic Governance' is 7 points out of a total of 38 possible points (18.42%).

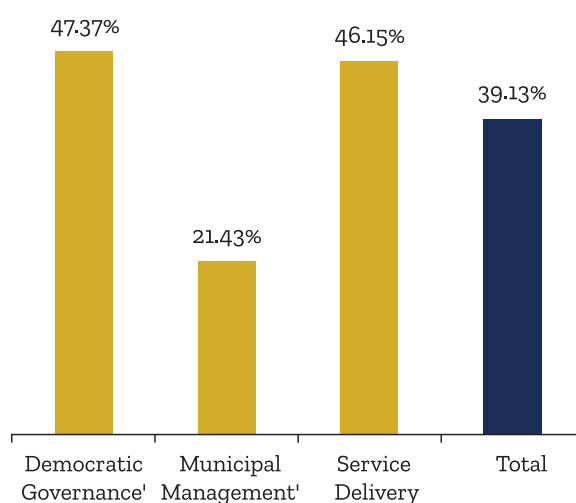
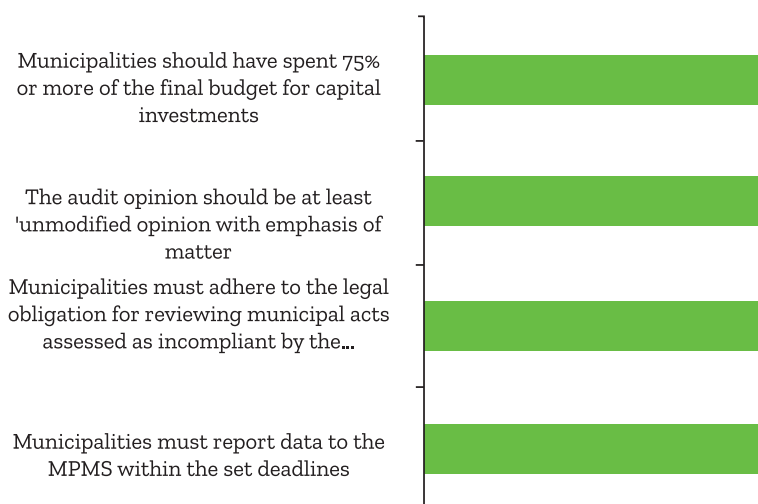
The average performance in the 7 assessed indicators under the topic 'Municipal Management' is 4 points out of a total of 28 possible points (14.29%).

The average performance in the 8 assessed indicators under the topic 'Service Delivery' is 0 points out of a total of 26 possible points (0.00%).

Summary of results for 2020 for the Municipal Performance Grant - Municipality of Peja/Peć

Assessment of minimum conditions for 2020

The Municipality of Peja/Peć has been qualified for the Municipal Performance Grant for 2022. The municipality has fulfilled all four minimum conditions.



Assessment of performance indicators for 2020

The average performance of the Municipality of Peja/Peć in the 28 assessed indicators is 36 points out of a total of 92 possible points (39.13%).

The average performance in the 13 assessed indicators under the topic 'Democratic Governance' is 18 points out of a total of 38 possible points (47.37%).

The average performance in the 7 assessed indicators under the topic 'Municipal Management' is 6 points out of a total of 28 possible points (21.43%).

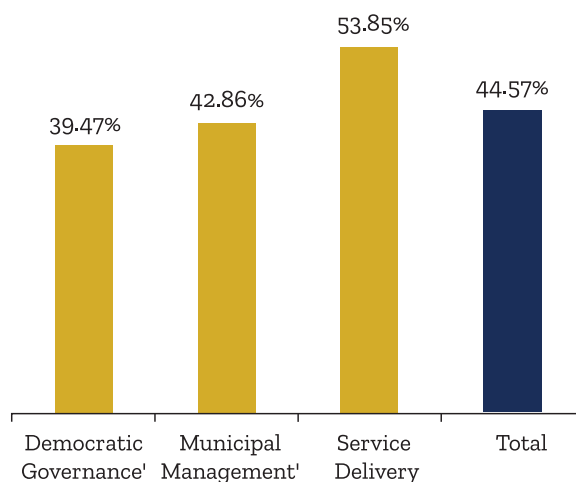
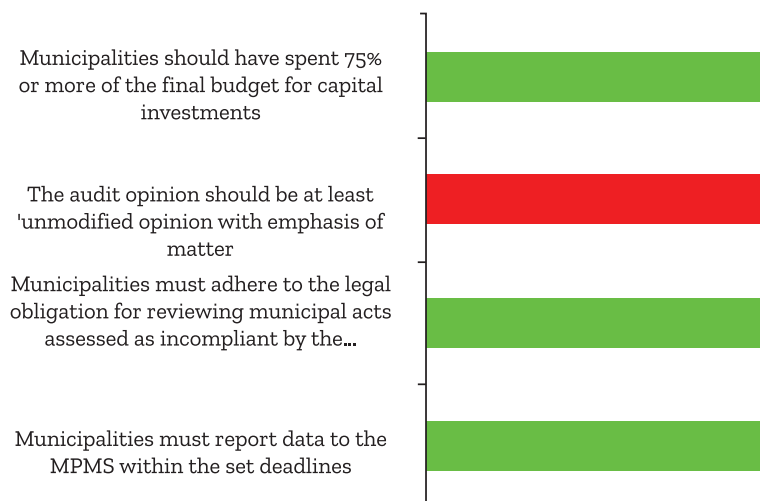
The average performance in the 8 assessed indicators under the topic 'Service Delivery' is 12 points out of a total of 26 possible points (46.15%).

Summary of results for 2020 for the municipal performance grant - Municipality of Podujeva/ Podujevo

Assessment of minimum conditions for 2020

The Municipality of Podujeva/Podujevo has not been qualified for the Municipal Performance Grant for 2022.

Minimum condition number 3 (the audit opinion should be at least 'unmodified opinion with emphasis of matter') has not been fulfilled.



Assessment of performance indicators for 2020

The average performance of the Municipality of Podujeva/Podujevo in the 28 assessed indicators is 41 points out of a total of 92 possible points (44.57%).

The average performance in the 13 assessed indicators under the topic 'Democratic Governance' is 15 points out of a total of 38 possible points (39.47%).

The average performance in the 7 assessed indicators under the topic 'Municipal Management' is 12 points out of a total of 28 possible points (42.86%).

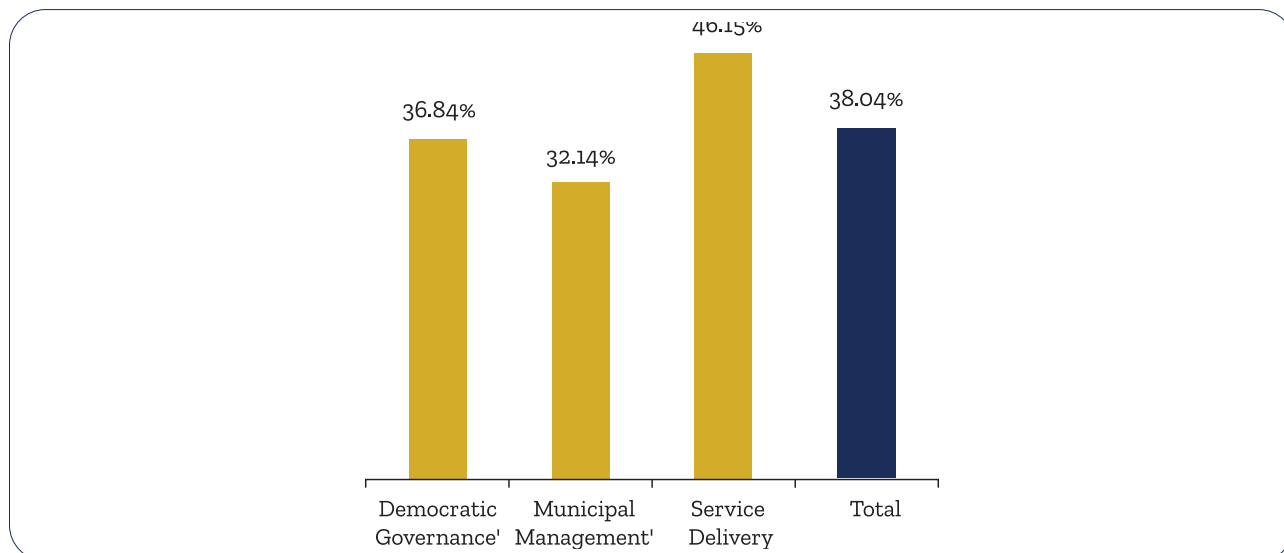
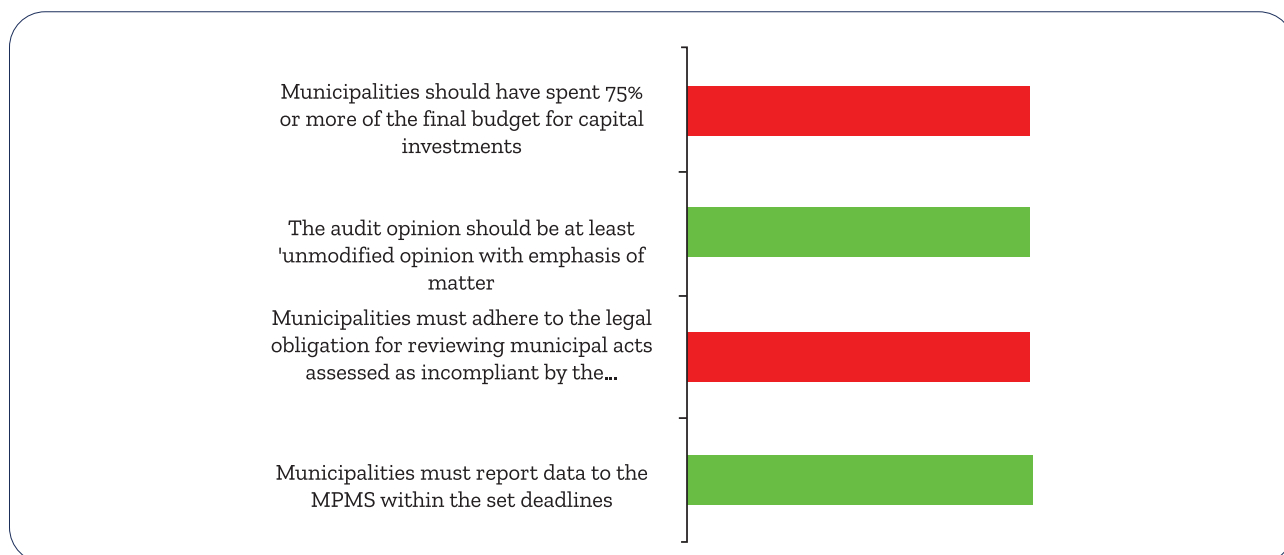
The average performance in the 8 assessed indicators under the topic 'Service Delivery' is 14 points out of a total of 26 possible points (53.85%).

Summary of results for 2020 for the Municipal Performance Grant - Municipality of Prishtina/Priština

Assessment of minimum conditions for 2020

The Municipality of Prishtina/Priština has not been qualified for the Municipal Performance Grant for 2022.

Minimum condition number 2 (municipalities must have complied with the legal obligation to review municipal acts deemed illegal by oversight bodies) and number 4 (level of budget spending of at least 75% for 2020) have not been fulfilled.



Assessment of performance indicators for 2020

The average performance of the Municipality of Prishtina/Priština in the 28 assessed indicators is 35 points out of a total of 92 possible points (38.04%).

The average performance in the 13 assessed indicators under the topic 'Democratic Governance' is 14 points out of a total of 38 possible points (36.84%).

The average performance in the 7 assessed indicators under the topic 'Municipal Management' is 9 points out of a total of 28 possible points (32.14%).

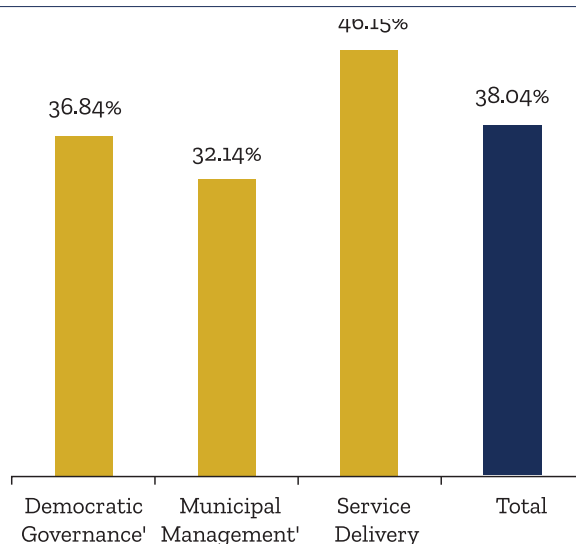
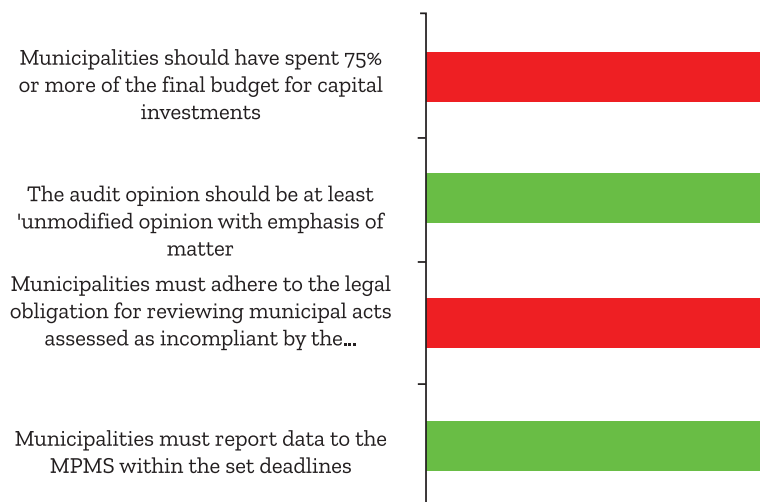
The average performance in the 8 assessed indicators under the topic 'Service Delivery' is 12 points out of a total of 26 possible points (46.15%).

Summary of results for 2020 for the Municipal Performance Grant - Municipality of Prizren/Prizren

Assessment of minimum conditions for 2020

The Municipality of Prizren/Prizren has not been qualified for the Municipal Performance Grant for 2022.

Minimum condition number 2 (municipalities must have complied with the legal obligation to review municipal acts deemed illegal by oversight bodies) and number 4 (level of budget of at least 75% spending for 2020) have not been fulfilled.



Assessment of performance indicators for 2020

The average performance of the Municipality of Prizren/Prizren in the 28 assessed indicators is 36 points out of a total of 92 possible points (39.13%).

The average performance in the 13 assessed indicators under the topic 'Democratic Governance' is 10 points out of a total of 38 possible points (26.32%).

The average performance in the 7 assessed indicators under the topic 'Municipal Management' is 12 points out of a total of 28 possible points (42.86%).

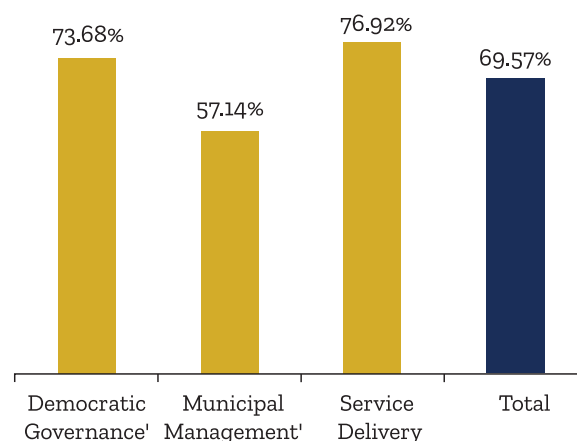
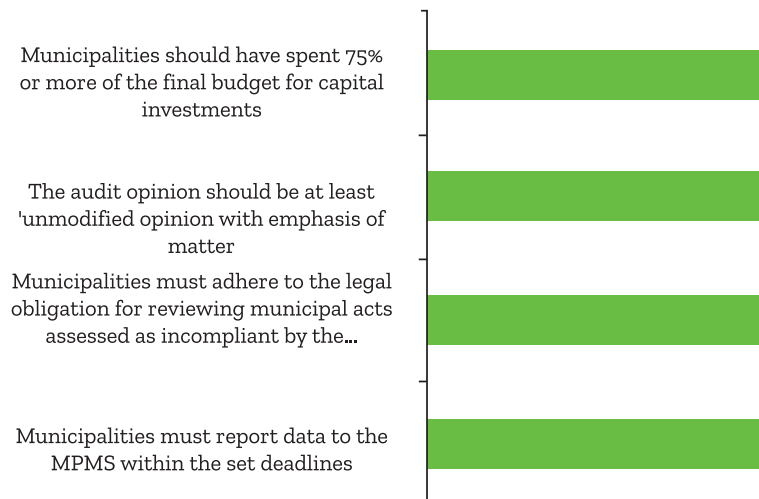
The average performance in the 8 assessed indicators within the topic 'Service Delivery' is 14 points out of a total of 26 possible points (53.85%).

Summary of results for 2020 for the Municipal Performance Grant - Municipality of Rahovec/Orahovac

Assessment of minimum conditions for 2020

The Municipality of Rahovec/Orahovac has been qualified for the Municipal Performance Grant for 2022.

The municipality has fulfilled all four minimum conditions.



Assessment of performance indicators for 2020

The average performance of the Municipality of Rahovec/Orahovac in the 28 assessed indicators is 64 points out of a total of 92 possible points (69.57%).

The average performance in the 13 assessed indicators under the topic 'Democratic Governance' is 28 points out of a total of 38 possible points (73.68%).

The average performance in the 7 assessed indicators under the topic 'Municipal Management' is 12 points out of a total of 28 possible points (57.14%).

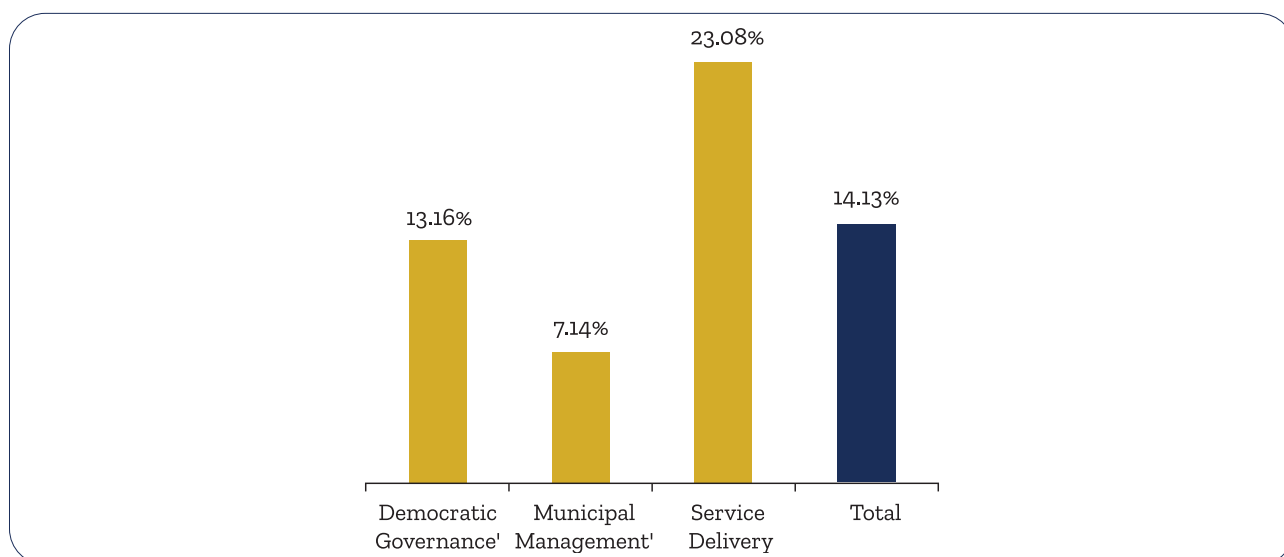
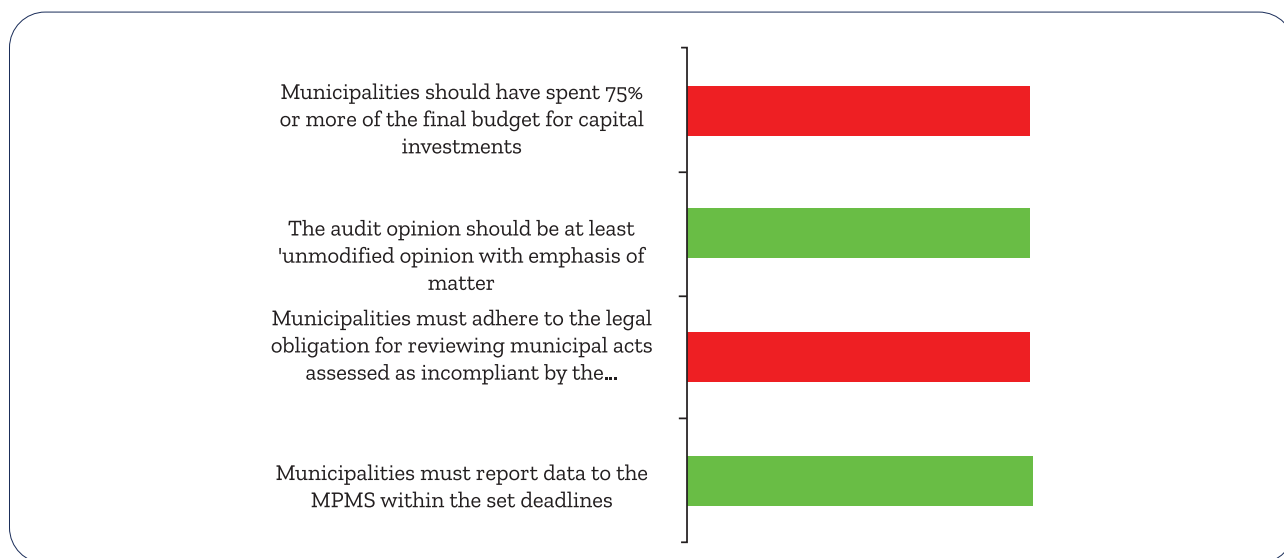
The average performance in the 8 assessed indicators under the topic 'Service Delivery' is 20 points out of a total of 26 possible points (76.92%).

Summary of results for 2020 for the Municipal Performance Grant - Municipality of Ranillug/Ranilug

Assessment of minimum conditions for 2020

The Municipality of Ranillug/Ranilug has not been qualified for the Municipal Performance Grant for 2022.

Minimum condition number 2 (municipalities must adhere to the legal obligation for reviewing municipal acts assessed as incompliant by the supervisory authority) and number 4 (level of budget budget spending of at least 75% for 2020) have not been fulfilled.



Assessment of performance indicators for 2020

The average performance of the Municipality of Ranillug/Ranilug in the 28 assessed indicators is 13 points out of a total of 92 possible points (14.13%).

The average performance in the 13 assessed indicators under the topic 'Democratic Governance' is 5 points out of a total of 38 possible points (13.16%).

The average performance in the 7 assessed indicators under the topic 'Municipal Management' is 2 points out of a total of 28 possible points (7.14%).

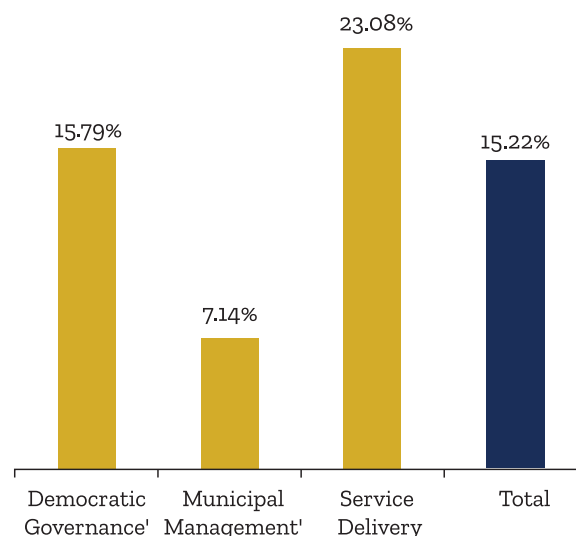
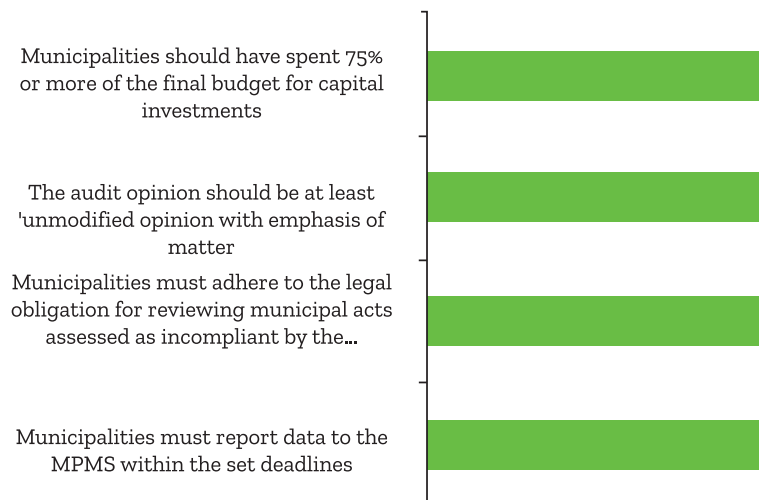
The average performance in the 8 assessed indicators under the topic 'Service Delivery' is 6 points out of a total of 26 possible points (23.08%).

Summary of results for 2020 for the Municipal Performance Grant - Municipality of Shtrëpca/ Štrpce

Assessment of minimum conditions for 2020

The Municipality of Shtërpca/ Štrpce has been qualified for the Municipal Performance Grant for 2022.

The municipality has fulfilled all four minimum conditions.



Assessment of performance indicators for 2020

The average performance of the Municipality of Shtërpca/Štrpce in the 28 assessed indicators is 14 points out of a total of 92 possible points (15.22%).

The average performance in the 13 assessed indicators under the topic 'Democratic Governance' is 6 points out of a total of 38 possible points (15.79%).

The average performance in the 7 assessed indicators under the topic 'Municipal Management' is 2 points out of a total of 28 possible points (7.14%).

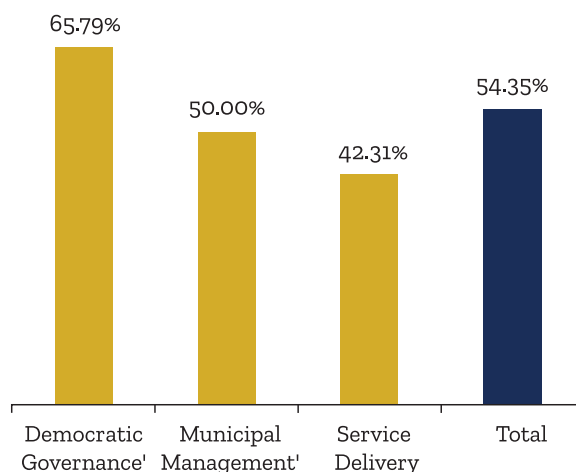
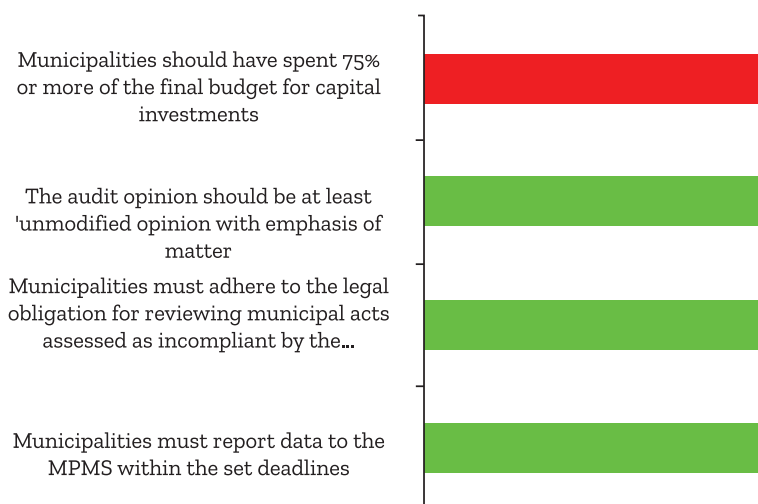
The average performance in the 8 assessed indicators under the topic 'Service Delivery' is 6 points out of a total of 26 possible points (23.08%).

Summary of results for 2020 for the Municipal Performance Grant - Municipality of Shtime/ Štimlje

Assessment of minimum conditions for 2020

The Municipality of Shtime/Štimlje has not been qualified for the Municipal Performance Grant for 2022.

Minimum condition number 4 (level of budget spending of at least 75% for 2020) has not been fulfilled.



Assessment of performance indicators for 2020

The average performance of the Municipality of Shtime/Štimlje in the 28 assessed indicators is 50 points out of a total of 92 possible points (54.35%).

The average performance in the 13 assessed indicators under the topic 'Democratic Governance' is 25 points out of a total of 38 possible points (65.79%).

The average performance in the 7 assessed indicators under the topic 'Municipal Management' is 14 points out of a total of 28 possible points (50%).

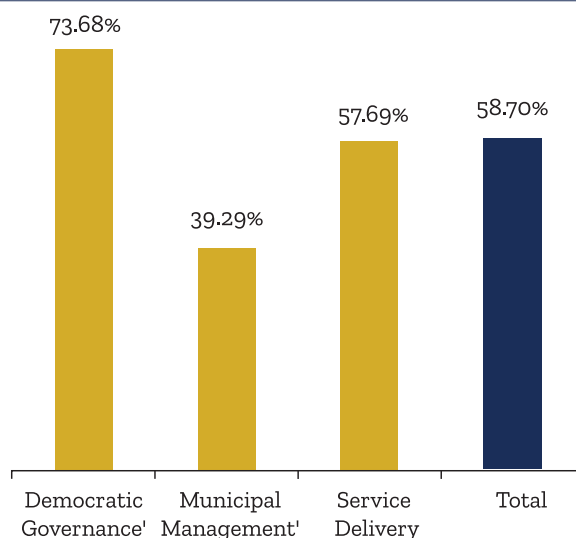
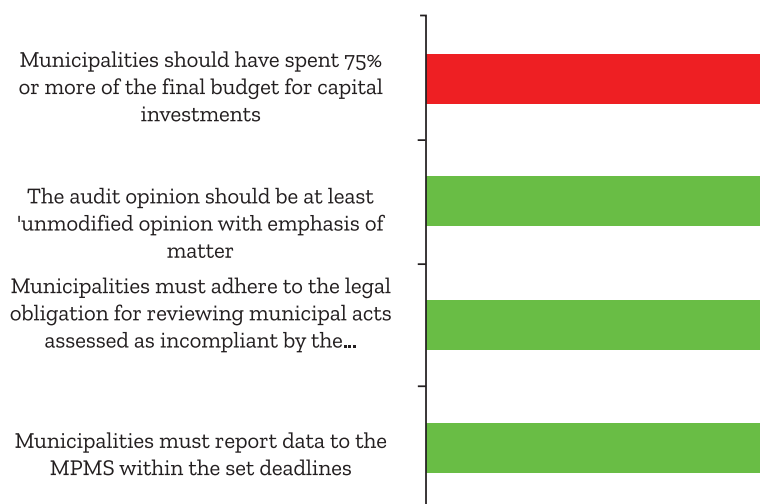
The average performance in the 8 assessed indicators under the topic 'Service Delivery' is 11 points out of a total of 26 possible points (42.31%).

Summary of results for 2020 for the Municipal Performance Grant - Municipality of Skënderaj/ Srbica

Assessment of minimum conditions for 2020

The Municipality of Skenderaj/Srbica has not been qualified for the Municipal Performance Grant for 2022.

Minimum condition number 4 (level of budget spending of at least 75% for 2020) has not been fulfilled.



Assessment of performance indicators for 2020

The average performance of the Municipality of Skenderaj/Srbica in the 28 assessed indicators is 54 points out of a total of 92 possible points (58.70%).

The average performance in the 13 assessed indicators under the topic 'Democratic Governance' is 28 points out of a total of 38 possible points (73.68%).

The average performance in the 7 assessed indicators under the topic 'Municipal Management' is 11 points out of a total of 28 possible points (39.29%).

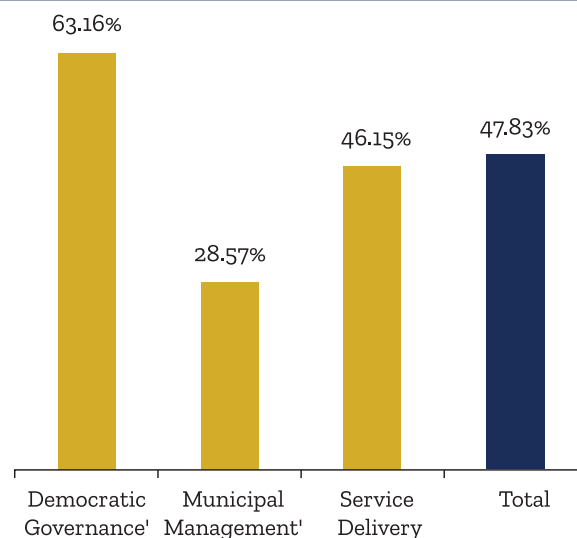
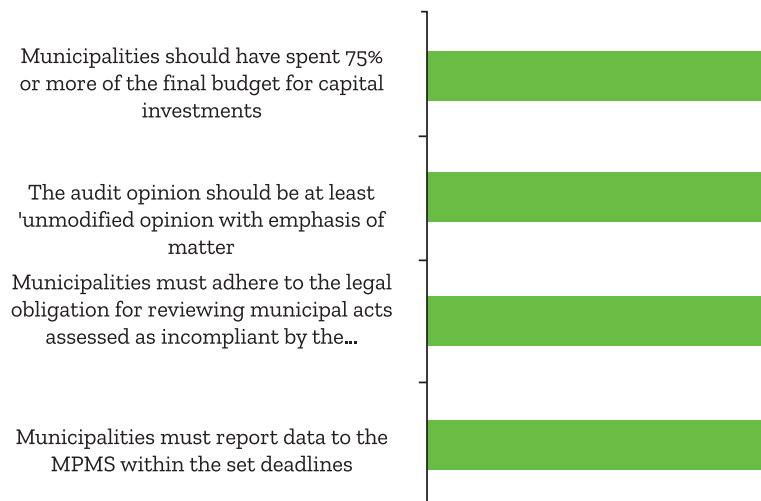
The average performance in the 8 assessed indicators under the topic 'Service Delivery' is 15 points out of a total of 26 possible points (57.69%).

Summary of results for 2020 for the Municipal Performance Grant - Municipality of Suhareka/ Suva Reka

Assessment of minimum conditions for 2020

The Municipality of Suhareka/Suva Reka has been qualified for the Municipal Performance Grant for 2022.

The municipality has fulfilled all four minimum conditions.



Assessment of minimum conditions for 2020

The average performance of the Municipality of Suhareka/Suva Reka in the 28 assessed indicators is 44 points out of a total of 92 possible points (47.83%).

The average performance in the 13 assessed indicators under the topic 'Democratic Governance' is 24 points out of a total of 38 possible points (63.16%).

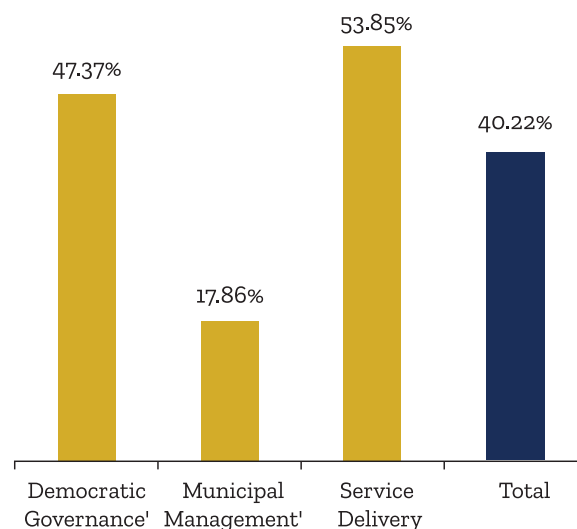
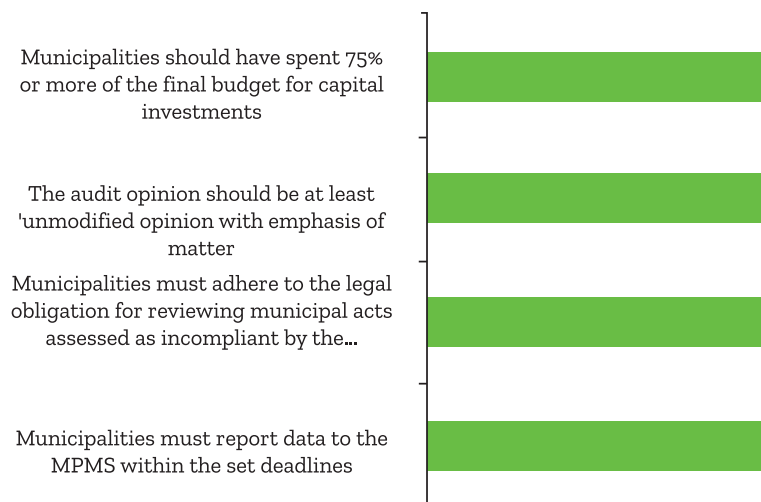
The average performance in the 7 assessed indicators under the topic 'Municipal Management' is 8 points out of a total of 28 possible points (28.57%).

The average performance in the 8 assessed indicators under the topic 'Service Delivery' is 12 points out of a total of 26 possible points (46.15%).

Summary of results for 2020 for the Municipal Performance Grant - Municipality of Viti/Vitina

Assessment of minimum conditions for 2020

The Municipality of Viti/Vitina has been qualified for the Municipal Performance Grant for 2022. The municipality has fulfilled all four minimum conditions.



Assessment of performance indicators for 2020

The average performance of the Municipality of Viti/Vitina in the 28 assessed indicators is 37 points out of a total of 92 possible points (40.22%).

The average performance in the 13 assessed indicators under the topic 'Democratic Governance' is 18 points out of a total of 38 possible points (47.37%).

The average performance in the 7 assessed indicators under the topic 'Municipal Management' is 5 points out of a total of 28 possible points (17.86%).

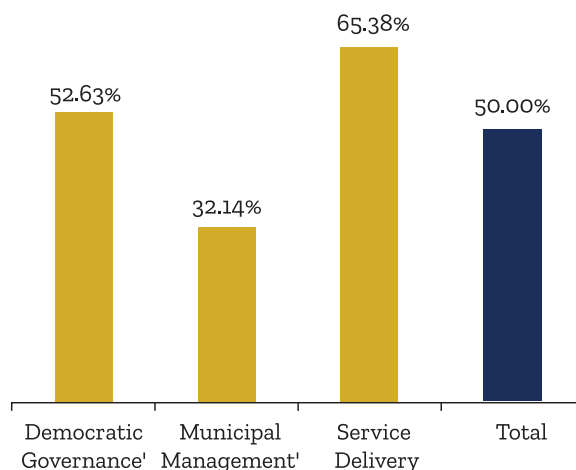
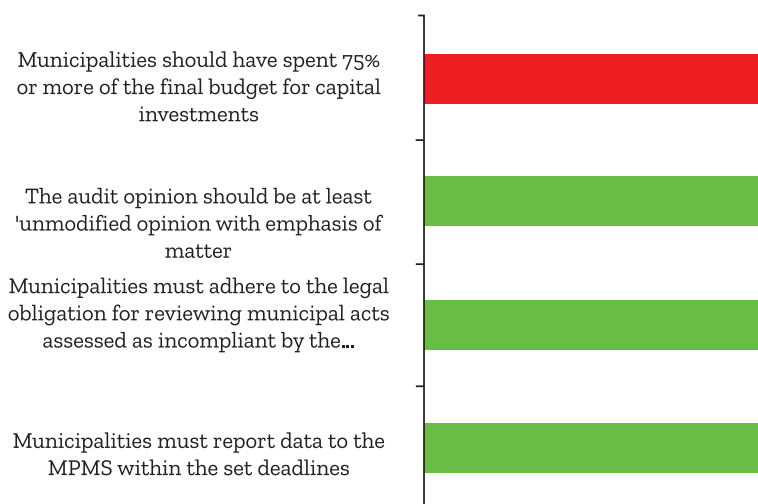
The average performance in the 8 assessed indicators under the topic 'Service Delivery' is 14 points out of a total of 26 possible points (53.85%).

Summary of results for 2020 for the Municipal Performance Grant - Municipality of Vushtrri/ Vuçitrn

Assessment of minimum conditions for 2020

The Municipality of Vushtrri/Vuçitrn has not been qualified for the Municipal Performance Grant for 2022.

Minimum condition number 4 (level of budget spending of at least 75% for 2020) has not been fulfilled.



Assessment of performance indicators for 2020

The average performance of the Municipality of Vushtrri/Vuçitrn in the 28 assessed indicators is 46 points out of a total of 92 possible points (50.00%).

The average performance in the 13 assessed indicators under the topic 'Democratic governance' is 20 points out of a total of 38 possible points (52.63%).

The average performance in the 7 assessed indicators under the topic 'Municipal Management' is 9 points out of a total of 28 possible points (32.14%).

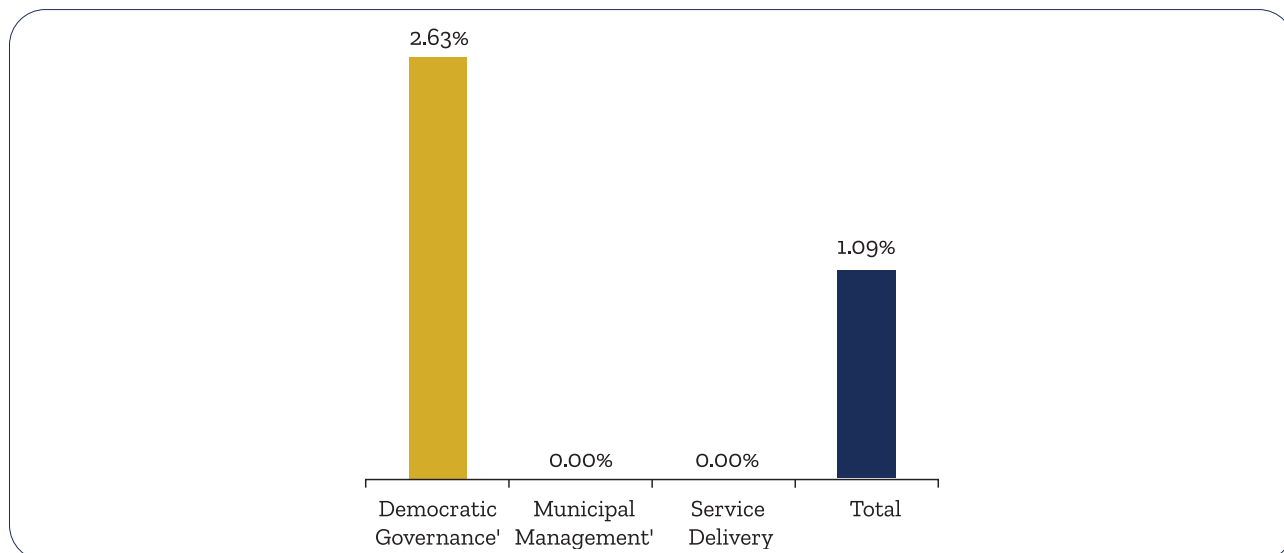
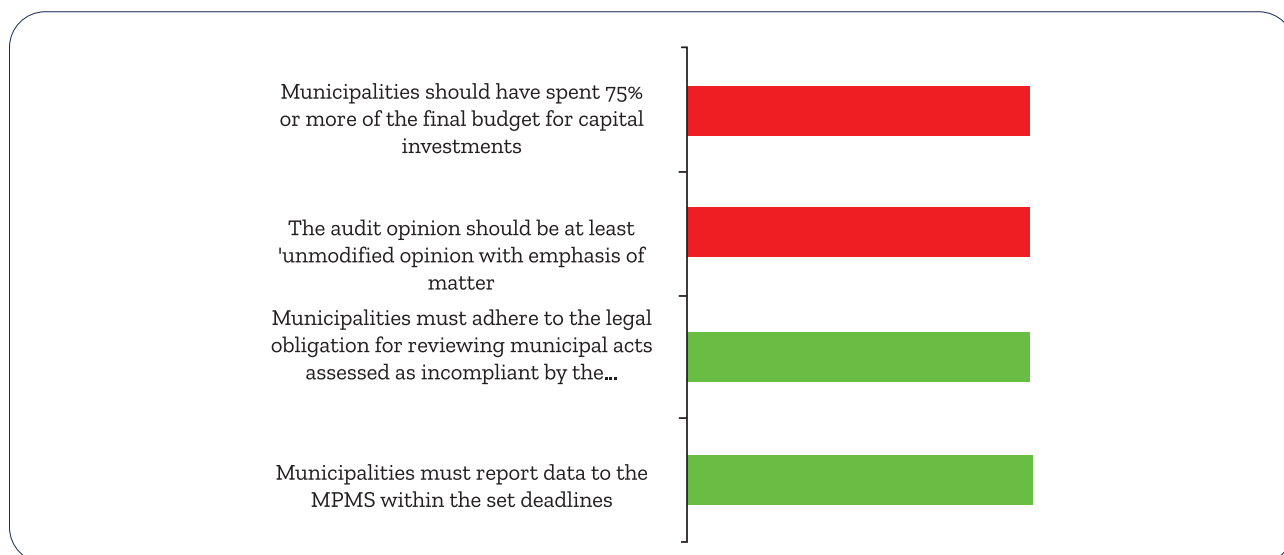
The average performance in the 8 assessed indicators under the topic 'Service Delivery' is 17 points out of a total of 26 possible points (65.38%).

Summary of results for 2020 for the municipal performance grant - Municipality of Zubin Potok/Zubin Potok

Assessment of minimum conditions for 2020

The Municipality of Zubin Potok has not been qualified for the Municipal Performance Grant for 2022.

Minimum conditions number 3 (the audit opinion should be at least 'unmodified opinion with emphasis of matter') and number 4 (level of budget spending of at least 75% for 2020) have not been fulfilled.



Assessment of performance indicators for 2020

The average performance of the Municipality of Zubin Potok in the 28 assessed indicators is 1 points out of a total of 92 possible points (1.09%).

The average performance in the 13 assessed indicators under the topic 'Democratic Governance' is 1 points out of a total of 38 possible points (2.63%).

The average performance in the 7 assessed indicators under the topic 'Municipal Management' is 0 points out of a total of 28 possible points (0.00%).

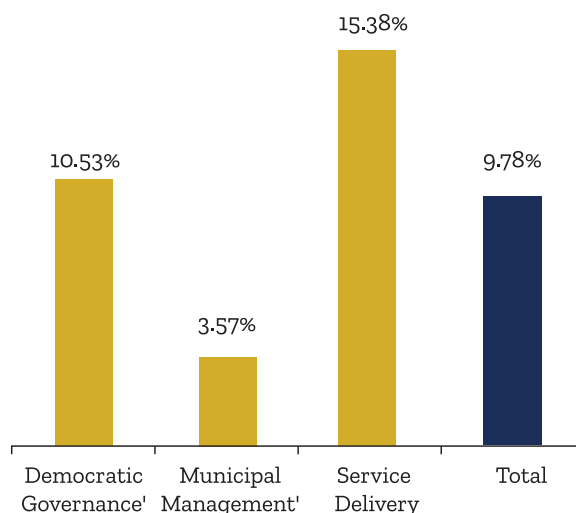
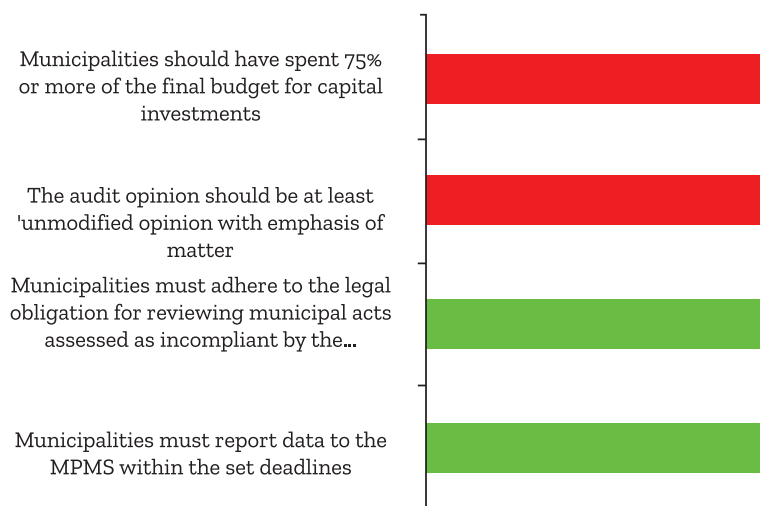
The average performance in the 8 assessed indicators under the topic 'Service Delivery' is 0 points out of a total of 26 possible points (0%).

Summary of results for 2020 for the municipal performance grant - Municipality of Zvečan/ Zvečan

Assessment of minimum conditions for 2020

The Municipality of Zvečan/Zvečan has not been qualified for the Municipal Performance Grant for 2022.

Minimum conditions number 3 (the audit opinion should be at least 'unmodified opinion with emphasis of matter') and number 4 (level of budget spending of at least 75% for 2020) has not been fulfilled.



Assessment of performance indicators for 2020

The average performance of the Municipality of Zvečan/Zvečan in the 28 assessed indicators is 4 points out of a total of 92 possible points (9.78%).

The average performance in the 13 assessed indicators under the topic 'Democratic Governance' is 4 points out of a total of 38 possible points (10.53%).

The average performance in the 7 assessed indicators under the topic 'Municipal Management' is 1 points out of a total of 28 possible points (3.57%).

The average performance in the 8 assessed indicators under the topic 'Service Delivery' is 4 points out of a total of 26 possible points (15.38%).



Co-funded by
the European Union



Sweden
Sverige



Schweizerische Eidgenossenschaft
Confédération suisse
Confederazione Svizzera
Confederaziun svizra

Swiss Agency for Development
and Cooperation SDC



Norwegian Embassy
Prishtina